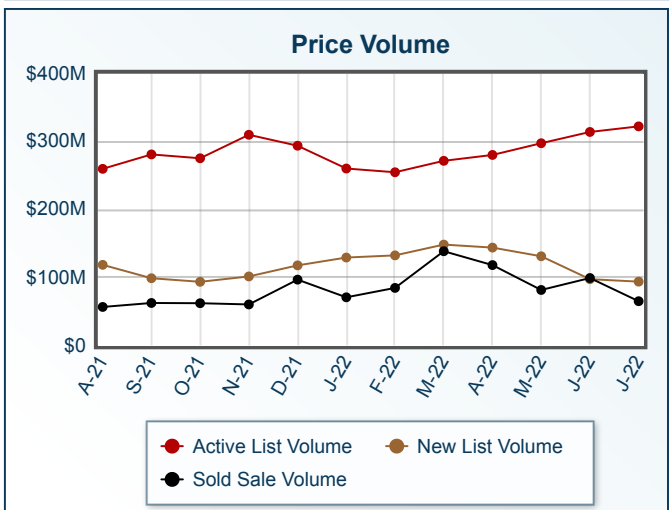
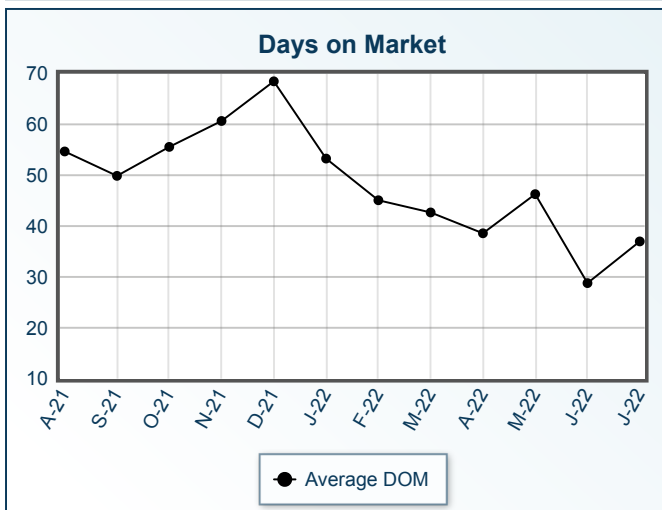
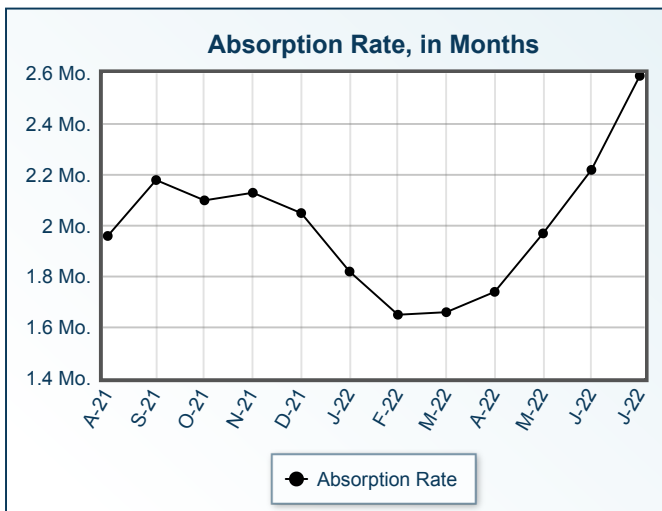
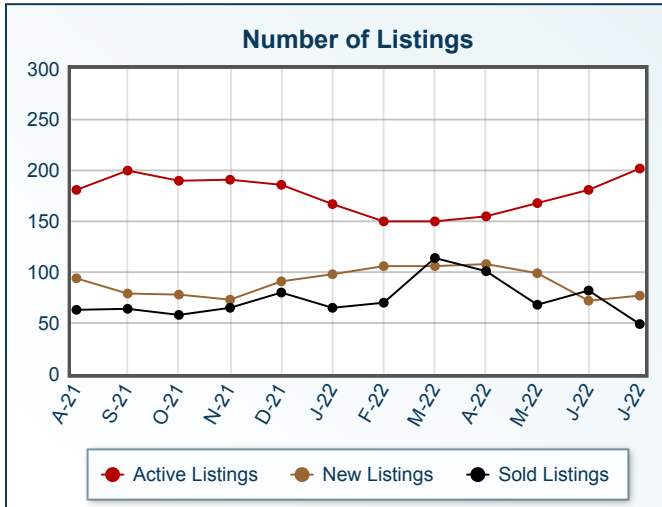


Market Summary

33040 Residential, July 2022



Summary Statistics						
	Jul-22	Jul-21	% Chg	2022 YTD	2021 YTD	% Chg
Absorption Rate	2.59	2.18	18.81	1.95	4.38	-55.48
Average List Price	\$1,596,347	\$1,456,932	9.57	\$1,369,072	\$1,168,100	17.21
Median List Price	\$1,232,000	\$995,000	23.82	\$995,000	\$849,000	17.20
Average Sale Price	\$1,327,874	\$1,107,748	19.87	\$1,198,794	\$1,052,254	13.93
Median Sale Price	\$939,000	\$754,500	24.45	\$903,000	\$759,000	18.97
Average DOM	37	76	-51.32	41	78	-47.44
Median DOM	16	33	-51.52	15	40	-62.50

Sold Listings	This Month			Year to Date			Pending Listings	This Month			Year to Date		
	2022	2021	% Chg	2022	2021	% Chg		2022	2021	% Chg	2022	2021	% Chg
	0-99,999	0	0	0.0	0	0		0.0	0-99,999	0	0	0.0	0
100,000-149,999	0	0	0.0	8	0	N/A	100,000-149,999	0	0	0.0	4	0	N/A
150,000-199,999	0	0	0.0	9	3	200.0	150,000-199,999	0	0	0.0	12	2	500.0
200,000-249,999	2	2	0.0	10	17	-41.2	200,000-249,999	0	0	0.0	9	11	-18.2
250,000-299,999	2	3	-33.3	16	17	-5.9	250,000-299,999	0	4	-100.0	15	25	-40.0
300,000-349,999	1	0	N/A	4	14	-71.4	300,000-349,999	2	0	N/A	3	11	-72.7
350,000-399,999	0	2	-100.0	5	30	-83.3	350,000-399,999	0	1	-100.0	7	34	-79.4
400,000-449,999	2	10	-80.0	13	43	-69.8	400,000-449,999	0	3	-100.0	8	37	-78.4
450,000-499,999	1	7	-85.7	13	37	-64.9	450,000-499,999	1	3	-66.7	13	44	-70.5
500,000-549,999	2	3	-33.3	17	38	-55.3	500,000-549,999	1	7	-85.7	17	36	-52.8
550,000-599,999	2	5	-60.0	24	36	-33.3	550,000-599,999	1	4	-75.0	17	34	-50.0
600,000-649,999	3	8	-62.5	23	41	-43.9	600,000-649,999	0	5	-100.0	21	32	-34.4
650,000-699,999	0	6	-100.0	20	56	-64.3	650,000-699,999	1	2	-50.0	25	57	-56.1
700,000-749,999	3	6	-50.0	25	43	-41.9	700,000-749,999	1	2	-50.0	13	37	-64.9
750,000-799,999	1	3	-66.7	27	37	-27.0	750,000-799,999	1	5	-80.0	28	34	-17.6
800,000-849,999	1	5	-80.0	20	34	-41.2	800,000-849,999	0	3	-100.0	16	26	-38.5
850,000-899,999	4	1	300.0	37	32	15.6	850,000-899,999	2	2	0.0	38	40	-5.0
900,000-949,999	1	6	-83.3	21	22	-4.5	900,000-949,999	1	2	-50.0	20	23	-13.0
950,000-999,999	0	5	-100.0	15	24	-37.5	950,000-999,999	0	5	-100.0	17	28	-39.3
1,000,000-1,099,999	4	2	100.0	22	12	83.3	1,000,000-1,099,999	0	1	-100.0	11	12	-8.3
1,100,000-1,199,999	1	2	-50.0	29	18	61.1	1,100,000-1,199,999	1	5	-80.0	29	20	45.0
1,200,000-1,299,999	4	2	100.0	27	27	0.0	1,200,000-1,299,999	2	2	0.0	29	29	0.0
1,300,000-1,399,999	2	2	0.0	14	24	-41.7	1,300,000-1,399,999	0	0	0.0	8	18	-55.6
1,400,000-1,499,999	1	4	-75.0	11	22	-50.0	1,400,000-1,499,999	0	3	-100.0	9	24	-62.5
1,500,000-1,599,999	2	4	-50.0	18	7	157.1	1,500,000-1,599,999	3	0	N/A	17	5	240.0
1,600,000-1,699,999	0	3	-100.0	12	12	0.0	1,600,000-1,699,999	1	1	0.0	7	12	-41.7
1,700,000-1,799,999	1	0	N/A	15	12	25.0	1,700,000-1,799,999	3	0	N/A	8	10	-20.0
1,800,000-1,899,999	0	2	-100.0	9	16	-43.7	1,800,000-1,899,999	0	0	0.0	8	11	-27.3
1,900,000-1,999,999	2	2	0.0	8	5	60.0	1,900,000-1,999,999	1	0	N/A	15	15	0.0
2,000,000-2,249,999	1	1	0.0	13	28	-53.6	2,000,000-2,249,999	0	0	0.0	13	14	-7.1
2,250,000-2,499,999	0	2	-100.0	16	18	-11.1	2,250,000-2,499,999	1	2	-50.0	14	24	-41.7
2,500,000-2,749,999	0	3	-100.0	9	11	-18.2	2,500,000-2,749,999	0	2	-100.0	6	15	-60.0
2,750,000-2,999,999	0	0	0.0	5	10	-50.0	2,750,000-2,999,999	0	0	0.0	5	9	-44.4
3,000,000-3,249,999	1	1	0.0	8	8	0.0	3,000,000-3,249,999	0	1	-100.0	4	4	0.0
3,250,000-3,499,999	3	1	200.0	12	4	200.0	3,250,000-3,499,999	3	0	N/A	18	5	260.0
3,500,000-3,749,999	0	0	0.0	4	3	33.3	3,500,000-3,749,999	0	1	-100.0	1	3	-66.7
3,750,000-3,999,999	1	0	N/A	4	5	-20.0	3,750,000-3,999,999	0	0	0.0	4	7	-42.9
4,000,000-4,249,999	0	0	0.0	1	0	N/A	4,000,000-4,249,999	0	0	0.0	3	0	N/A
4,250,000-4,499,999	0	0	0.0	0	1	-100.0	4,250,000-4,499,999	0	0	0.0	0	0	0.0
4,500,000-4,749,999	0	1	-100.0	0	1	-100.0	4,500,000-4,749,999	0	0	0.0	0	0	0.0
4,750,000-4,999,999	0	0	0.0	0	2	-100.0	4,750,000-4,999,999	0	0	0.0	0	3	-100.0
5,000,000+	1	2	-50.0	5	4	25.0	5,000,000+	1	1	0.0	4	3	33.3
Totals	49	106	-53.8	549	774	-29.1	Totals	27	67	-59.7	496	754	-34.2

Active Listings	This Month			Year to Date			New Listings	This Month			Year to Date		
	2022	2021	% Chg	2022	2021	% Chg		2022	2021	% Chg	2022	2021	% Chg
	0-99,999	0	0	0.0	6	1		500.0	0-99,999	0	0	0.0	6
100,000-149,999	0	1	-100.0	5	1	400.0	100,000-149,999	0	0	0.0	4	0	N/A
150,000-199,999	0	0	0.0	14	2	600.0	150,000-199,999	2	0	N/A	8	1	700.0
200,000-249,999	1	3	-66.7	11	15	-26.7	200,000-249,999	0	0	0.0	7	10	-30.0
250,000-299,999	1	5	-80.0	20	33	-39.4	250,000-299,999	0	3	-100.0	17	26	-34.6
300,000-349,999	0	2	-100.0	4	15	-73.3	300,000-349,999	2	0	N/A	4	6	-33.3
350,000-399,999	2	4	-50.0	11	42	-73.8	350,000-399,999	0	1	-100.0	6	23	-73.9
400,000-449,999	3	7	-57.1	13	48	-72.9	400,000-449,999	1	3	-66.7	10	37	-73.0
450,000-499,999	7	9	-22.2	22	67	-67.2	450,000-499,999	3	5	-40.0	18	49	-63.3
500,000-549,999	6	5	20.0	26	49	-46.9	500,000-549,999	5	6	-16.7	22	39	-43.6
550,000-599,999	7	7	0.0	29	54	-46.3	550,000-599,999	5	3	66.7	24	35	-31.4
600,000-649,999	4	5	-20.0	26	39	-33.3	600,000-649,999	2	6	-66.7	22	28	-21.4
650,000-699,999	6	4	50.0	34	69	-50.7	650,000-699,999	3	3	0.0	28	44	-36.4
700,000-749,999	5	4	25.0	22	48	-54.2	700,000-749,999	2	5	-60.0	20	40	-50.0
750,000-799,999	9	5	80.0	41	45	-8.9	750,000-799,999	4	2	100.0	33	31	6.5
800,000-849,999	7	8	-12.5	27	46	-41.3	800,000-849,999	4	4	0.0	23	31	-25.8
850,000-899,999	10	18	-44.4	57	73	-21.9	850,000-899,999	5	2	150.0	47	52	-9.6
900,000-949,999	11	3	266.7	34	36	-5.6	900,000-949,999	4	3	33.3	30	25	20.0
950,000-999,999	7	12	-41.7	28	45	-37.8	950,000-999,999	1	5	-80.0	24	36	-33.3
1,000,000-1,099,999	2	3	-33.3	16	18	-11.1	1,000,000-1,099,999	2	0	N/A	16	11	45.5
1,100,000-1,199,999	10	12	-16.7	47	40	17.5	1,100,000-1,199,999	1	3	-66.7	30	26	15.4
1,200,000-1,299,999	19	11	72.7	59	46	28.3	1,200,000-1,299,999	8	2	300.0	48	33	45.5
1,300,000-1,399,999	10	4	150.0	23	25	-8.0	1,300,000-1,399,999	5	0	N/A	18	14	28.6
1,400,000-1,499,999	6	3	100.0	17	34	-50.0	1,400,000-1,499,999	1	0	N/A	14	22	-36.4
1,500,000-1,599,999	8	4	100.0	28	15	86.7	1,500,000-1,599,999	2	3	-33.3	22	13	69.2
1,600,000-1,699,999	3	3	0.0	13	16	-18.7	1,600,000-1,699,999	1	2	-50.0	9	10	-10.0
1,700,000-1,799,999	6	4	50.0	15	15	0.0	1,700,000-1,799,999	2	0	N/A	14	13	7.7
1,800,000-1,899,999	3	2	50.0	13	16	-18.7	1,800,000-1,899,999	1	0	N/A	13	9	44.4
1,900,000-1,999,999	4	3	33.3	20	23	-13.0	1,900,000-1,999,999	1	0	N/A	16	13	23.1
2,000,000-2,249,999	3	4	-25.0	17	21	-19.0	2,000,000-2,249,999	0	0	0.0	13	18	-27.8
2,250,000-2,499,999	8	8	0.0	28	38	-26.3	2,250,000-2,499,999	3	4	-25.0	21	26	-19.2
2,500,000-2,749,999	6	2	200.0	18	19	-5.3	2,500,000-2,749,999	1	1	0.0	12	12	0.0
2,750,000-2,999,999	6	5	20.0	19	15	26.7	2,750,000-2,999,999	1	1	0.0	17	9	88.9
3,000,000-3,249,999	2	3	-33.3	6	8	-25.0	3,000,000-3,249,999	0	0	0.0	4	3	33.3
3,250,000-3,499,999	5	6	-16.7	24	19	26.3	3,250,000-3,499,999	3	1	200.0	20	7	185.7
3,500,000-3,749,999	1	4	-75.0	3	7	-57.1	3,500,000-3,749,999	0	2	-100.0	3	5	-40.0
3,750,000-3,999,999	3	4	-25.0	10	19	-47.4	3,750,000-3,999,999	1	1	0.0	8	10	-20.0
4,000,000-4,249,999	1	0	N/A	6	0	N/A	4,000,000-4,249,999	0	0	0.0	5	0	N/A
4,250,000-4,499,999	0	0	0.0	0	1	-100.0	4,250,000-4,499,999	0	0	0.0	0	0	0.0
4,500,000-4,749,999	0	0	0.0	2	0	N/A	4,500,000-4,749,999	0	0	0.0	1	0	N/A
4,750,000-4,999,999	4	2	100.0	5	5	0.0	4,750,000-4,999,999	0	1	-100.0	2	4	-50.0
5,000,000+	6	4	50.0	14	8	75.0	5,000,000+	1	0	N/A	7	7	0.0
Totals	202	193	4.7	833	1136	-26.7	Totals	77	72	6.9	666	779	-14.5

Information is deemed to be reliable, but is not guaranteed. © 2022 MLS and FBS. Prepared by Florida Keys MLS, Inc. on Thursday, August 04, 2022 9:37 AM.