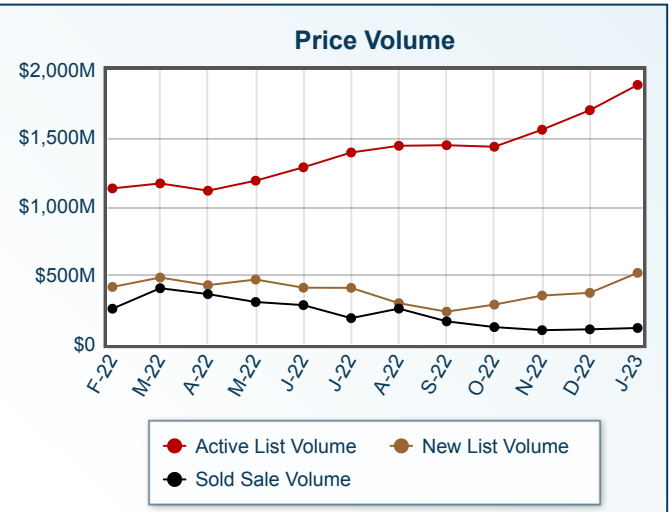
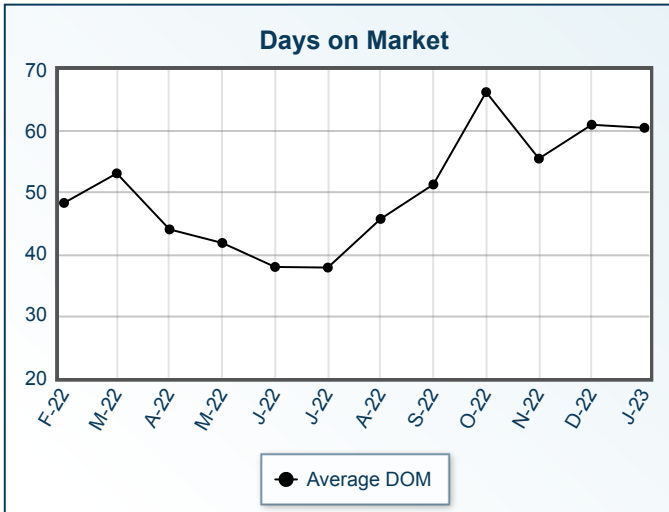
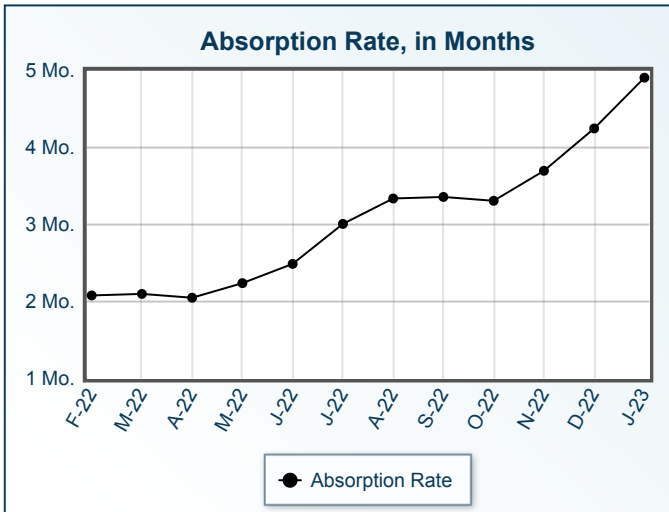
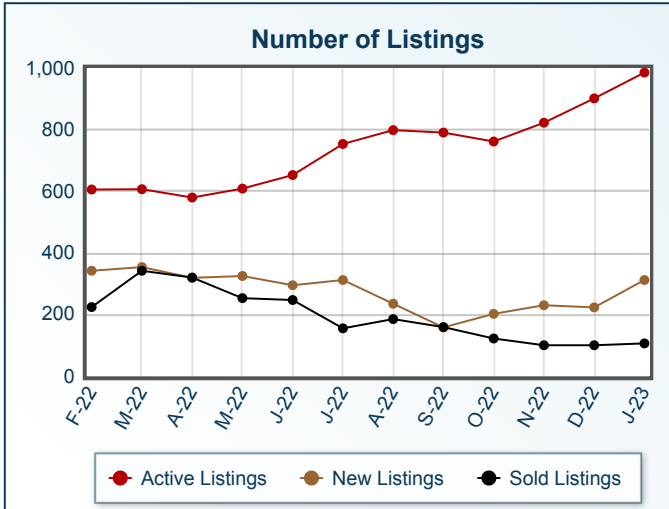


Market Summary

Residential, January 2023



Summary Statistics						
	Jan-23	Jan-22	% Chg	2023 YTD	2022 YTD	% Chg
Absorption Rate	4.91	2.16	127.31	4.91	2.16	127.31
Average List Price	\$1,915,732	\$1,875,245	2.16	\$1,866,626	\$1,691,610	10.35
Median List Price	\$1,195,000	\$1,065,000	12.21	\$1,199,000	\$974,000	23.10
Average Sale Price	\$1,104,597	\$1,025,677	7.69	\$1,104,597	\$1,025,677	7.69
Median Sale Price	\$830,000	\$775,000	7.10	\$830,000	\$775,000	7.10
Average DOM	60	48	25.00	60	48	25.00
Median DOM	39	19	105.26	39	19	105.26

Sold Listings	This Month			Year to Date		
	2023	2022	% Chg	2023	2022	% Chg
	0-99,999	0	0	0.0	0	0
100,000-149,999	2	3	-33.3	2	3	-33.3
150,000-199,999	1	4	-75.0	1	4	-75.0
200,000-249,999	3	3	0.0	3	3	0.0
250,000-299,999	2	4	-50.0	2	4	-50.0
300,000-349,999	4	6	-33.3	4	6	-33.3
350,000-399,999	1	6	-83.3	1	6	-83.3
400,000-449,999	4	5	-20.0	4	5	-20.0
450,000-499,999	4	9	-55.6	4	9	-55.6
500,000-549,999	1	10	-90.0	1	10	-90.0
550,000-599,999	7	12	-41.7	7	12	-41.7
600,000-649,999	5	14	-64.3	5	14	-64.3
650,000-699,999	9	10	-10.0	9	10	-10.0
700,000-749,999	5	6	-16.7	5	6	-16.7
750,000-799,999	3	9	-66.7	3	9	-66.7
800,000-849,999	6	9	-33.3	6	9	-33.3
850,000-899,999	3	11	-72.7	3	11	-72.7
900,000-949,999	4	5	-20.0	4	5	-20.0
950,000-999,999	2	5	-60.0	2	5	-60.0
1,000,000-1,099,999	2	6	-66.7	2	6	-66.7
1,100,000-1,199,999	3	13	-76.9	3	13	-76.9
1,200,000-1,299,999	4	5	-20.0	4	5	-20.0
1,300,000-1,399,999	3	4	-25.0	3	4	-25.0
1,400,000-1,499,999	5	2	150.0	5	2	150.0
1,500,000-1,599,999	3	3	0.0	3	3	0.0
1,600,000-1,699,999	4	6	-33.3	4	6	-33.3
1,700,000-1,799,999	1	4	-75.0	1	4	-75.0
1,800,000-1,899,999	0	6	-100.0	0	6	-100.0
1,900,000-1,999,999	3	2	50.0	3	2	50.0
2,000,000-2,249,999	2	2	0.0	2	2	0.0
2,250,000-2,499,999	5	3	66.7	5	3	66.7
2,500,000-2,749,999	0	3	-100.0	0	3	-100.0
2,750,000-2,999,999	1	1	0.0	1	1	0.0
3,000,000-3,249,999	0	1	-100.0	0	1	-100.0
3,250,000-3,499,999	1	1	0.0	1	1	0.0
3,500,000-3,749,999	2	0	N/A	2	0	N/A
3,750,000-3,999,999	0	0	0.0	0	0	0.0
4,000,000-4,249,999	1	0	N/A	1	0	N/A
4,250,000-4,499,999	0	0	0.0	0	0	0.0
4,500,000-4,749,999	1	0	N/A	1	0	N/A
4,750,000-4,999,999	0	0	0.0	0	0	0.0
5,000,000+	0	3	-100.0	0	3	-100.0
Totals	107	196	-45.4	107	196	-45.4

Pending Listings	This Month			Year to Date		
	2023	2022	% Chg	2023	2022	% Chg
	0-99,999	0	1	-100.0	0	1
100,000-149,999	2	3	-33.3	2	3	-33.3
150,000-199,999	1	6	-83.3	1	6	-83.3
200,000-249,999	1	3	-66.7	1	3	-66.7
250,000-299,999	2	8	-75.0	2	8	-75.0
300,000-349,999	1	5	-80.0	1	5	-80.0
350,000-399,999	2	7	-71.4	2	7	-71.4
400,000-449,999	2	4	-50.0	2	4	-50.0
450,000-499,999	3	6	-50.0	3	6	-50.0
500,000-549,999	1	12	-91.7	1	12	-91.7
550,000-599,999	6	17	-64.7	6	17	-64.7
600,000-649,999	2	14	-85.7	2	14	-85.7
650,000-699,999	5	19	-73.7	5	19	-73.7
700,000-749,999	3	7	-57.1	3	7	-57.1
750,000-799,999	3	22	-86.4	3	22	-86.4
800,000-849,999	4	10	-60.0	4	10	-60.0
850,000-899,999	5	14	-64.3	5	14	-64.3
900,000-949,999	1	9	-88.9	1	9	-88.9
950,000-999,999	2	6	-66.7	2	6	-66.7
1,000,000-1,099,999	2	6	-66.7	2	6	-66.7
1,100,000-1,199,999	2	13	-84.6	2	13	-84.6
1,200,000-1,299,999	7	14	-50.0	7	14	-50.0
1,300,000-1,399,999	2	9	-77.8	2	9	-77.8
1,400,000-1,499,999	4	7	-42.9	4	7	-42.9
1,500,000-1,599,999	0	3	-100.0	0	3	-100.0
1,600,000-1,699,999	2	1	100.0	2	1	100.0
1,700,000-1,799,999	5	6	-16.7	5	6	-16.7
1,800,000-1,899,999	1	3	-66.7	1	3	-66.7
1,900,000-1,999,999	1	4	-75.0	1	4	-75.0
2,000,000-2,249,999	2	5	-60.0	2	5	-60.0
2,250,000-2,499,999	2	7	-71.4	2	7	-71.4
2,500,000-2,749,999	1	5	-80.0	1	5	-80.0
2,750,000-2,999,999	1	9	-88.9	1	9	-88.9
3,000,000-3,249,999	1	2	-50.0	1	2	-50.0
3,250,000-3,499,999	2	6	-66.7	2	6	-66.7
3,500,000-3,749,999	1	0	N/A	1	0	N/A
3,750,000-3,999,999	1	3	-66.7	1	3	-66.7
4,000,000-4,249,999	0	0	0.0	0	0	0.0
4,250,000-4,499,999	0	0	0.0	0	0	0.0
4,500,000-4,749,999	1	1	0.0	1	1	0.0
4,750,000-4,999,999	1	0	N/A	1	0	N/A
5,000,000+	3	3	0.0	3	3	0.0
Totals	88	280	-68.6	88	280	-68.6

Active Listings	This Month			Year to Date			New Listings	This Month			Year to Date		
	2023	2022	% Chg	2023	2022	% Chg		2023	2022	% Chg	2023	2022	% Chg
	0-99,999	2	2	0.0	4	2		100.0	0-99,999	1	0	N/A	1
100,000-149,999	3	5	-40.0	4	6	-33.3	100,000-149,999	0	5	-100.0	0	5	-100.0
150,000-199,999	1	7	-85.7	2	12	-83.3	150,000-199,999	1	4	-75.0	1	4	-75.0
200,000-249,999	4	12	-66.7	5	15	-66.7	200,000-249,999	0	3	-100.0	0	3	-100.0
250,000-299,999	8	14	-42.9	12	25	-52.0	250,000-299,999	4	10	-60.0	4	10	-60.0
300,000-349,999	8	19	-57.9	11	27	-59.3	300,000-349,999	4	10	-60.0	4	10	-60.0
350,000-399,999	25	19	31.6	27	30	-10.0	350,000-399,999	5	15	-66.7	5	15	-66.7
400,000-449,999	20	13	53.8	29	17	70.6	400,000-449,999	12	7	71.4	12	7	71.4
450,000-499,999	21	21	0.0	23	31	-25.8	450,000-499,999	4	9	-55.6	4	9	-55.6
500,000-549,999	14	16	-12.5	19	26	-26.9	500,000-549,999	8	9	-11.1	8	9	-11.1
550,000-599,999	38	29	31.0	45	42	7.1	550,000-599,999	7	14	-50.0	7	14	-50.0
600,000-649,999	18	22	-18.2	25	36	-30.6	600,000-649,999	9	15	-40.0	9	15	-40.0
650,000-699,999	48	25	92.0	59	43	37.2	650,000-699,999	21	21	0.0	21	21	0.0
700,000-749,999	31	12	158.3	36	22	63.6	700,000-749,999	3	14	-78.6	3	14	-78.6
750,000-799,999	40	22	81.8	50	44	13.6	750,000-799,999	14	18	-22.2	14	18	-22.2
800,000-849,999	36	20	80.0	39	27	44.4	800,000-849,999	6	10	-40.0	6	10	-40.0
850,000-899,999	53	24	120.8	67	36	86.1	850,000-899,999	17	12	41.7	17	12	41.7
900,000-949,999	26	14	85.7	30	21	42.9	900,000-949,999	7	7	0.0	7	7	0.0
950,000-999,999	45	16	181.3	47	25	88.0	950,000-999,999	10	6	66.7	10	6	66.7
1,000,000-1,099,999	23	12	91.7	28	14	100.0	1,000,000-1,099,999	8	9	-11.1	8	9	-11.1
1,100,000-1,199,999	39	39	0.0	47	47	0.0	1,100,000-1,199,999	10	10	0.0	10	10	0.0
1,200,000-1,299,999	36	25	44.0	53	40	32.5	1,200,000-1,299,999	19	13	46.2	19	13	46.2
1,300,000-1,399,999	41	13	215.4	46	24	91.7	1,300,000-1,399,999	13	14	-7.1	13	14	-7.1
1,400,000-1,499,999	27	14	92.9	34	17	100.0	1,400,000-1,499,999	12	5	140.0	12	5	140.0
1,500,000-1,599,999	16	15	6.7	22	19	15.8	1,500,000-1,599,999	10	7	42.9	10	7	42.9
1,600,000-1,699,999	30	12	150.0	38	17	123.5	1,600,000-1,699,999	12	10	20.0	12	10	20.0
1,700,000-1,799,999	21	16	31.3	26	21	23.8	1,700,000-1,799,999	5	8	-37.5	5	8	-37.5
1,800,000-1,899,999	14	11	27.3	18	16	12.5	1,800,000-1,899,999	4	7	-42.9	4	7	-42.9
1,900,000-1,999,999	31	10	210.0	36	15	140.0	1,900,000-1,999,999	10	3	233.3	10	3	233.3
2,000,000-2,249,999	19	14	35.7	28	23	21.7	2,000,000-2,249,999	8	9	-11.1	8	9	-11.1
2,250,000-2,499,999	50	24	108.3	56	35	60.0	2,250,000-2,499,999	10	11	-9.1	10	11	-9.1
2,500,000-2,749,999	18	8	125.0	22	16	37.5	2,500,000-2,749,999	6	5	20.0	6	5	20.0
2,750,000-2,999,999	31	20	55.0	44	28	57.1	2,750,000-2,999,999	14	11	27.3	14	11	27.3
3,000,000-3,249,999	17	7	142.9	22	11	100.0	3,000,000-3,249,999	5	3	66.7	5	3	66.7
3,250,000-3,499,999	19	13	46.2	25	18	38.9	3,250,000-3,499,999	8	8	0.0	8	8	0.0
3,500,000-3,749,999	10	5	100.0	12	7	71.4	3,500,000-3,749,999	2	2	0.0	2	2	0.0
3,750,000-3,999,999	26	14	85.7	28	15	86.7	3,750,000-3,999,999	4	2	100.0	4	2	100.0
4,000,000-4,249,999	3	3	0.0	3	4	-25.0	4,000,000-4,249,999	1	2	-50.0	1	2	-50.0
4,250,000-4,499,999	5	2	150.0	8	2	300.0	4,250,000-4,499,999	4	0	N/A	4	0	N/A
4,500,000-4,749,999	4	4	0.0	4	6	-33.3	4,500,000-4,749,999	1	2	-50.0	1	2	-50.0
4,750,000-4,999,999	17	6	183.3	20	8	150.0	4,750,000-4,999,999	5	4	25.0	5	4	25.0
5,000,000+	49	38	28.9	55	41	34.1	5,000,000+	9	8	12.5	9	8	12.5
Totals	987	637	54.9	1209	931	29.9	Totals	313	342	-8.5	313	342	-8.5

Information is deemed to be reliable, but is not guaranteed. © 2023 MLS and FBS. Prepared by Florida Keys MLS, Inc. on Thursday, February 02, 2023 10:01 AM.