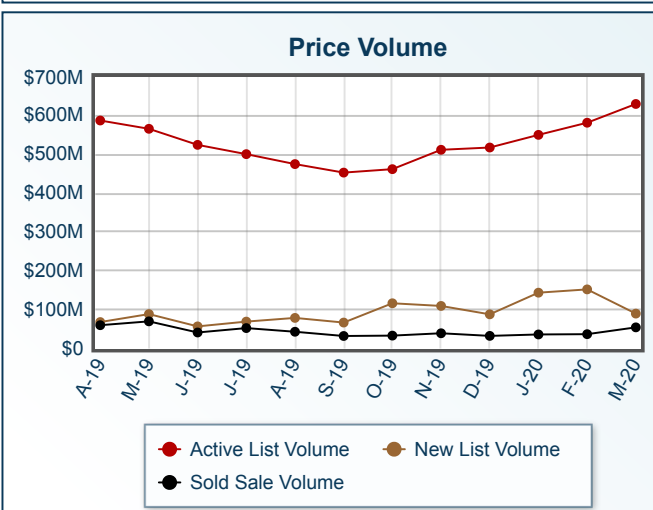
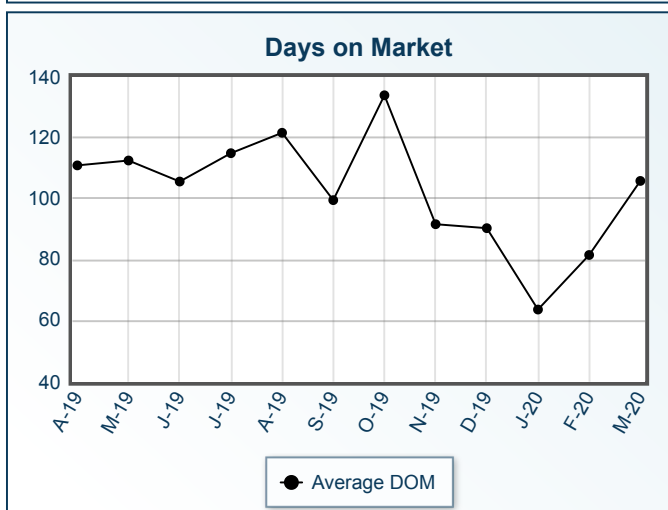
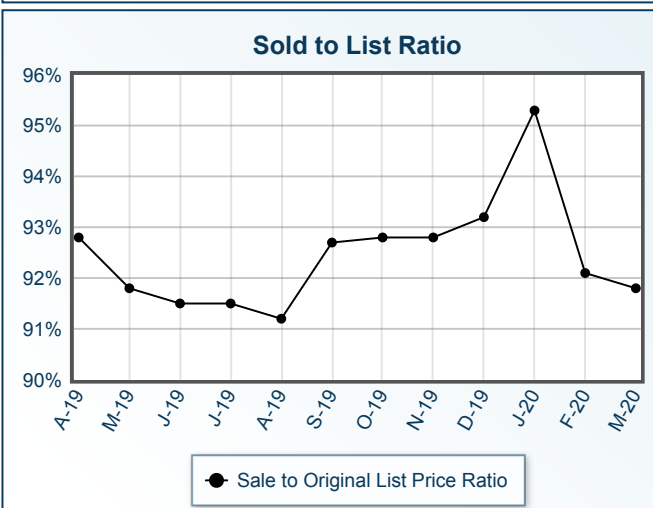
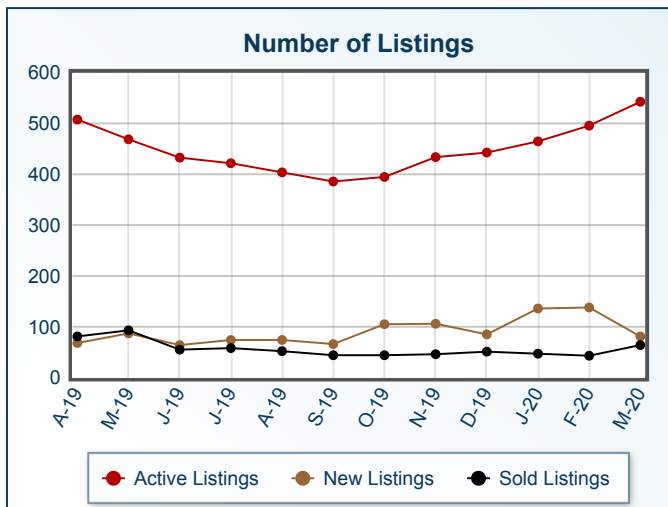


Market Summary

33040 Residential, March 2020



Summary Statistics						
	Mar-20	Mar-19	% Chg	2020 YTD	2019 YTD	% Chg
Absorption Rate	9.65	10.01	-3.60	8.87	9.84	-9.86
Average List Price	\$1,161,137	\$1,139,718	1.88	\$1,143,961	\$1,115,458	2.56
Median List Price	\$848,000	\$795,000	6.67	\$841,500	\$749,000	12.35
Average Sale Price	\$852,975	\$962,056	-11.34	\$830,563	\$894,371	-7.13
Median Sale Price	\$702,500	\$642,500	9.34	\$675,000	\$629,500	7.23
Average DOM	105	84	25.00	86	86	0.00
Median DOM	62	46	34.78	57	49	16.33

Sold Listings	This Month			Year to Date		
	2020	2019	% Chg	2020	2019	% Chg
0-99,999	1	0	N/A	1	0	N/A
100,000-149,999	0	2	-100.0	1	3	-66.7
150,000-199,999	1	1	0.0	1	3	-66.7
200,000-249,999	0	1	-100.0	4	3	33.3
250,000-299,999	1	4	-75.0	3	10	-70.0
300,000-349,999	2	0	N/A	6	4	50.0
350,000-399,999	4	4	0.0	8	9	-11.1
400,000-449,999	5	3	66.7	12	10	20.0
450,000-499,999	2	5	-60.0	7	12	-41.7
500,000-549,999	3	2	50.0	11	11	0.0
550,000-599,999	2	3	-33.3	6	6	0.0
600,000-649,999	6	9	-33.3	12	16	-25.0
650,000-699,999	5	3	66.7	10	8	25.0
700,000-749,999	6	4	50.0	9	6	50.0
750,000-799,999	2	4	-50.0	5	5	0.0
800,000-849,999	4	0	N/A	7	2	250.0
850,000-899,999	3	2	50.0	5	5	0.0
900,000-949,999	3	3	0.0	7	6	16.7
950,000-999,999	1	2	-50.0	3	4	-25.0
1,000,000-1,099,999	2	0	N/A	6	2	200.0
1,100,000-1,199,999	4	1	300.0	7	4	75.0
1,200,000-1,299,999	2	0	N/A	6	5	20.0
1,300,000-1,399,999	1	1	0.0	4	3	33.3
1,400,000-1,499,999	0	0	0.0	1	0	N/A
1,500,000-1,599,999	0	1	-100.0	1	1	0.0
1,600,000-1,699,999	0	1	-100.0	0	1	-100.0
1,700,000-1,799,999	0	0	0.0	2	0	N/A
1,800,000-1,899,999	1	0	N/A	1	1	0.0
1,900,000-1,999,999	0	0	0.0	1	2	-50.0
2,000,000-2,249,999	0	0	0.0	0	4	-100.0
2,250,000-2,499,999	1	1	0.0	2	3	-33.3
2,500,000-2,749,999	0	1	-100.0	2	1	100.0
2,750,000-2,999,999	0	0	0.0	0	0	0.0
3,000,000-3,249,999	0	0	0.0	1	1	0.0
3,250,000-3,499,999	0	0	0.0	0	1	-100.0
3,500,000-3,749,999	0	0	0.0	0	1	-100.0
3,750,000-3,999,999	0	0	0.0	0	0	0.0
4,000,000-4,249,999	1	0	N/A	1	0	N/A
4,250,000-4,499,999	0	1	-100.0	0	1	-100.0
4,500,000-4,749,999	1	0	N/A	1	0	N/A
4,750,000-4,999,999	0	0	0.0	0	0	0.0
5,000,000+	0	2	-100.0	0	2	-100.0
Totals	64	61	4.9	154	156	-1.3

Pending Listings	This Month			Year to Date		
	2020	2019	% Chg	2020	2019	% Chg
0-99,999	0	0	0.0	0	0	0.0
100,000-149,999	0	0	0.0	0	2	-100.0
150,000-199,999	1	1	0.0	2	4	-50.0
200,000-249,999	0	4	-100.0	2	6	-66.7
250,000-299,999	1	6	-83.3	2	9	-77.8
300,000-349,999	1	0	N/A	2	1	100.0
350,000-399,999	1	4	-75.0	8	13	-38.5
400,000-449,999	0	5	-100.0	9	11	-18.2
450,000-499,999	1	5	-80.0	6	14	-57.1
500,000-549,999	1	1	0.0	7	5	40.0
550,000-599,999	1	3	-66.7	11	13	-15.4
600,000-649,999	3	7	-57.1	7	15	-53.3
650,000-699,999	0	3	-100.0	9	19	-52.6
700,000-749,999	1	3	-66.7	5	5	0.0
750,000-799,999	1	4	-75.0	5	7	-28.6
800,000-849,999	1	2	-50.0	4	4	0.0
850,000-899,999	2	9	-77.8	11	14	-21.4
900,000-949,999	1	1	0.0	2	6	-66.7
950,000-999,999	3	5	-40.0	10	11	-9.1
1,000,000-1,099,999	2	1	100.0	3	2	50.0
1,100,000-1,199,999	0	2	-100.0	8	7	14.3
1,200,000-1,299,999	1	2	-50.0	5	2	150.0
1,300,000-1,399,999	1	1	0.0	6	3	100.0
1,400,000-1,499,999	0	0	0.0	1	0	N/A
1,500,000-1,599,999	2	1	100.0	2	3	-33.3
1,600,000-1,699,999	0	1	-100.0	0	2	-100.0
1,700,000-1,799,999	0	1	-100.0	0	1	-100.0
1,800,000-1,899,999	1	0	N/A	4	0	N/A
1,900,000-1,999,999	0	1	-100.0	1	4	-75.0
2,000,000-2,249,999	0	2	-100.0	0	4	-100.0
2,250,000-2,499,999	0	0	0.0	1	1	0.0
2,500,000-2,749,999	0	1	-100.0	2	3	-33.3
2,750,000-2,999,999	0	0	0.0	1	0	N/A
3,000,000-3,249,999	0	0	0.0	0	0	0.0
3,250,000-3,499,999	0	1	-100.0	1	2	-50.0
3,500,000-3,749,999	0	0	0.0	0	2	-100.0
3,750,000-3,999,999	0	0	0.0	0	0	0.0
4,000,000-4,249,999	0	0	0.0	0	0	0.0
4,250,000-4,499,999	0	0	0.0	1	0	N/A
4,500,000-4,749,999	0	0	0.0	0	1	-100.0
4,750,000-4,999,999	0	0	0.0	0	0	0.0
5,000,000+	0	0	0.0	1	2	-50.0
Totals	26	77	-66.2	139	198	-29.8

Active Listings	This Month			Year to Date			New Listings	This Month			Year to Date		
	2020	2019	% Chg	2020	2019	% Chg		2020	2019	% Chg	2020	2019	% Chg
	0-99,999	1	2	-50.0	2	10		-80.0	0-99,999	0	0	0.0	0
100,000-149,999	2	3	-33.3	2	5	-60.0	100,000-149,999	0	0	0.0	0	1	-100.0
150,000-199,999	7	4	75.0	11	9	22.2	150,000-199,999	0	2	-100.0	7	8	-12.5
200,000-249,999	7	8	-12.5	11	17	-35.3	200,000-249,999	1	7	-85.7	3	10	-70.0
250,000-299,999	18	11	63.6	23	20	15.0	250,000-299,999	1	5	-80.0	9	10	-10.0
300,000-349,999	5	6	-16.7	9	14	-35.7	300,000-349,999	1	3	-66.7	4	8	-50.0
350,000-399,999	19	22	-13.6	30	38	-21.1	350,000-399,999	5	6	-16.7	16	17	-5.9
400,000-449,999	21	25	-16.0	33	39	-15.4	400,000-449,999	6	7	-14.3	16	22	-27.3
450,000-499,999	30	32	-6.2	39	50	-22.0	450,000-499,999	4	9	-55.6	20	23	-13.0
500,000-549,999	27	29	-6.9	35	38	-7.9	500,000-549,999	1	5	-80.0	12	21	-42.9
550,000-599,999	30	46	-34.8	46	64	-28.1	550,000-599,999	6	6	0.0	27	24	12.5
600,000-649,999	22	20	10.0	33	37	-10.8	600,000-649,999	4	6	-33.3	20	21	-4.8
650,000-699,999	32	34	-5.9	46	57	-19.3	650,000-699,999	5	8	-37.5	20	23	-13.0
700,000-749,999	13	21	-38.1	24	29	-17.2	700,000-749,999	5	1	400.0	11	8	37.5
750,000-799,999	30	24	25.0	42	34	23.5	750,000-799,999	4	5	-20.0	19	12	58.3
800,000-849,999	16	12	33.3	22	17	29.4	800,000-849,999	5	2	150.0	11	7	57.1
850,000-899,999	32	25	28.0	49	39	25.6	850,000-899,999	4	5	-20.0	19	15	26.7
900,000-949,999	12	14	-14.3	18	25	-28.0	900,000-949,999	2	5	-60.0	11	7	57.1
950,000-999,999	17	25	-32.0	31	37	-16.2	950,000-999,999	1	2	-50.0	11	9	22.2
1,000,000-1,099,999	12	12	0.0	17	17	0.0	1,000,000-1,099,999	2	3	-33.3	8	8	0.0
1,100,000-1,199,999	24	21	14.3	37	33	12.1	1,100,000-1,199,999	4	2	100.0	14	16	-12.5
1,200,000-1,299,999	16	22	-27.3	26	30	-13.3	1,200,000-1,299,999	2	1	100.0	12	11	9.1
1,300,000-1,399,999	10	16	-37.5	17	20	-15.0	1,300,000-1,399,999	1	1	0.0	7	7	0.0
1,400,000-1,499,999	16	9	77.8	22	11	100.0	1,400,000-1,499,999	5	0	N/A	9	2	350.0
1,500,000-1,599,999	9	14	-35.7	16	21	-23.8	1,500,000-1,599,999	1	1	0.0	8	11	-27.3
1,600,000-1,699,999	9	6	50.0	12	8	50.0	1,600,000-1,699,999	1	0	N/A	4	5	-20.0
1,700,000-1,799,999	6	8	-25.0	7	9	-22.2	1,700,000-1,799,999	0	1	-100.0	2	4	-50.0
1,800,000-1,899,999	9	2	350.0	14	3	366.7	1,800,000-1,899,999	1	0	N/A	8	1	700.0
1,900,000-1,999,999	12	13	-7.7	16	17	-5.9	1,900,000-1,999,999	2	0	N/A	11	6	83.3
2,000,000-2,249,999	14	7	100.0	18	12	50.0	2,000,000-2,249,999	0	2	-100.0	8	5	60.0
2,250,000-2,499,999	18	12	50.0	20	16	25.0	2,250,000-2,499,999	1	1	0.0	4	5	-20.0
2,500,000-2,749,999	9	7	28.6	11	12	-8.3	2,500,000-2,749,999	1	2	-50.0	3	7	-57.1
2,750,000-2,999,999	10	13	-23.1	14	14	0.0	2,750,000-2,999,999	1	1	0.0	6	4	50.0
3,000,000-3,249,999	2	3	-33.3	3	3	0.0	3,000,000-3,249,999	0	0	0.0	1	1	0.0
3,250,000-3,499,999	6	8	-25.0	8	10	-20.0	3,250,000-3,499,999	0	0	0.0	4	3	33.3
3,500,000-3,749,999	6	3	100.0	6	5	20.0	3,500,000-3,749,999	1	0	N/A	3	1	200.0
3,750,000-3,999,999	2	1	100.0	3	2	50.0	3,750,000-3,999,999	0	0	0.0	1	0	N/A
4,000,000-4,249,999	0	0	0.0	0	0	0.0	4,000,000-4,249,999	0	0	0.0	0	0	0.0
4,250,000-4,499,999	2	3	-33.3	5	3	66.7	4,250,000-4,499,999	0	0	0.0	1	1	0.0
4,500,000-4,749,999	0	1	-100.0	0	2	-100.0	4,500,000-4,749,999	0	1	-100.0	0	1	-100.0
4,750,000-4,999,999	2	5	-60.0	4	6	-33.3	4,750,000-4,999,999	1	1	0.0	1	2	-50.0
5,000,000+	7	7	0.0	10	14	-28.6	5,000,000+	2	0	N/A	4	8	-50.0
Totals	542	556	-2.5	792	847	-6.5	Totals	81	101	-19.8	355	356	-0.3

Information is deemed to be reliable, but is not guaranteed. © 2020 MLS and FBS. Prepared by Darla Frye-Guevremont on Friday, April 17, 2020 5:44 PM.