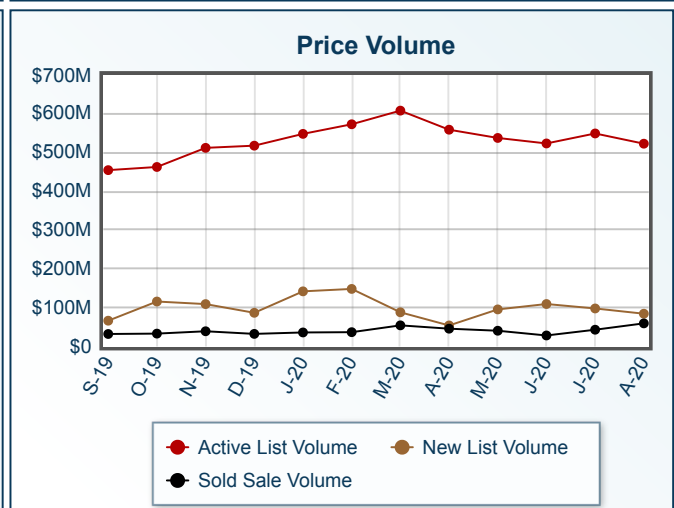
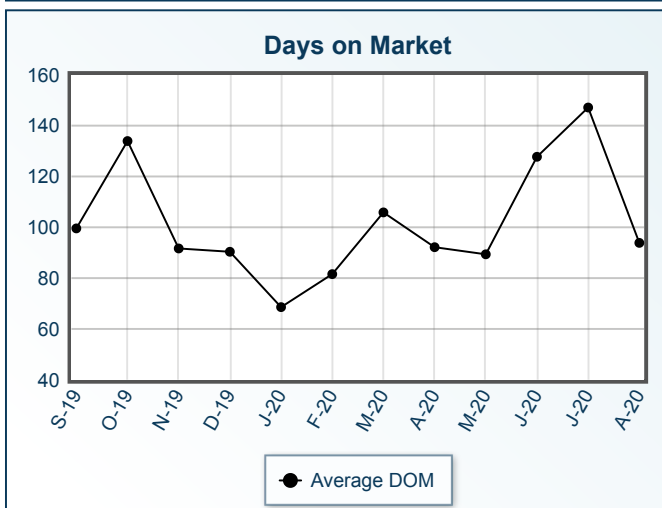
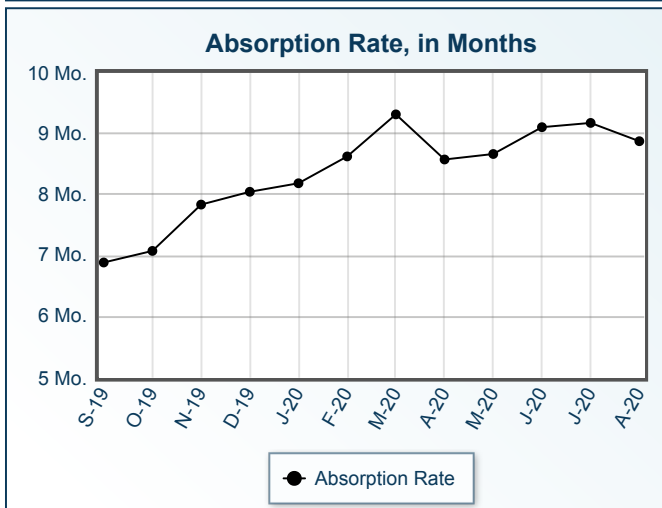
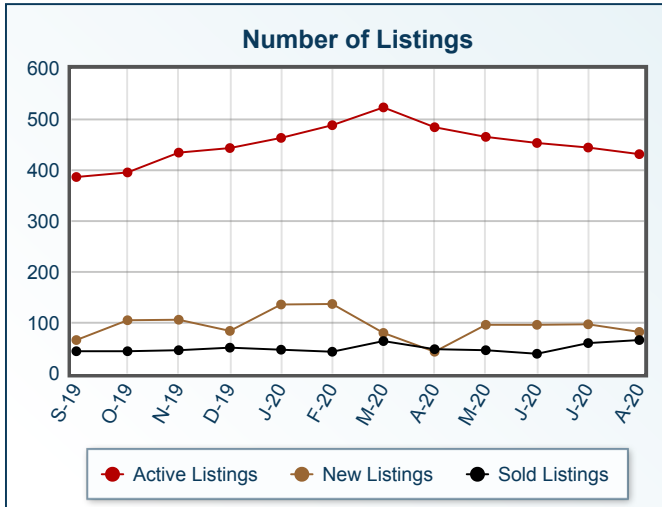


# Market Summary

33040 Residential, August 2020



Summary Statistics						
	Aug-20	Aug-19	% Chg	2020 YTD	2019 YTD	% Chg
Absorption Rate	8.88	7.23	22.82	8.82	8.74	0.92
Average List Price	\$1,210,511	\$1,177,048	2.84	\$1,112,566	\$1,076,575	3.34
Median List Price	\$859,000	\$846,500	1.48	\$799,000	\$725,000	10.21
Average Sale Price	\$904,890	\$831,971	8.76	\$838,385	\$822,547	1.93
Median Sale Price	\$670,000	\$587,500	14.04	\$660,000	\$629,000	4.93
Average DOM	93	121	-23.14	101	104	-2.88
Median DOM	56	111	-49.55	71	70	1.43

Sold Listings	This Month			Year to Date		
	2020	2019	% Chg	2020	2019	% Chg
0-99,999	0	0	0.0	1	0	N/A
100,000-149,999	1	0	N/A	2	4	-50.0
150,000-199,999	2	3	-33.3	7	14	-50.0
200,000-249,999	0	1	-100.0	9	9	0.0
250,000-299,999	1	2	-50.0	13	12	8.3
300,000-349,999	1	0	N/A	7	7	0.0
350,000-399,999	7	4	75.0	24	29	-17.2
400,000-449,999	3	3	0.0	29	42	-31.0
450,000-499,999	0	7	-100.0	29	39	-25.6
500,000-549,999	6	4	50.0	31	41	-24.4
550,000-599,999	7	4	75.0	25	36	-30.6
600,000-649,999	1	2	-50.0	23	35	-34.3
650,000-699,999	7	1	600.0	30	31	-3.2
700,000-749,999	4	2	100.0	23	22	4.5
750,000-799,999	1	1	0.0	9	14	-35.7
800,000-849,999	3	0	N/A	20	12	66.7
850,000-899,999	1	3	-66.7	18	20	-10.0
900,000-949,999	0	1	-100.0	9	17	-47.1
950,000-999,999	3	1	200.0	8	11	-27.3
1,000,000-1,099,999	0	2	-100.0	13	7	85.7
1,100,000-1,199,999	1	3	-66.7	11	16	-31.2
1,200,000-1,299,999	3	1	200.0	16	15	6.7
1,300,000-1,399,999	1	2	-50.0	7	9	-22.2
1,400,000-1,499,999	2	0	N/A	5	1	400.0
1,500,000-1,599,999	2	0	N/A	5	5	0.0
1,600,000-1,699,999	0	0	0.0	5	2	150.0
1,700,000-1,799,999	0	1	-100.0	6	5	20.0
1,800,000-1,899,999	0	0	0.0	3	4	-25.0
1,900,000-1,999,999	2	1	100.0	4	7	-42.9
2,000,000-2,249,999	4	1	300.0	6	10	-40.0
2,250,000-2,499,999	2	0	N/A	5	6	-16.7
2,500,000-2,749,999	0	0	0.0	2	3	-33.3
2,750,000-2,999,999	1	0	N/A	1	0	N/A
3,000,000-3,249,999	0	1	-100.0	1	2	-50.0
3,250,000-3,499,999	0	0	0.0	2	3	-33.3
3,500,000-3,749,999	0	0	0.0	0	1	-100.0
3,750,000-3,999,999	0	0	0.0	0	0	0.0
4,000,000-4,249,999	0	0	0.0	1	0	N/A
4,250,000-4,499,999	0	1	-100.0	0	2	-100.0
4,500,000-4,749,999	0	0	0.0	1	0	N/A
4,750,000-4,999,999	0	0	0.0	0	0	0.0
5,000,000+	0	0	0.0	2	2	0.0
Totals	66	52	26.9	413	495	-16.6

Pending Listings	This Month			Year to Date		
	2020	2019	% Chg	2020	2019	% Chg
0-99,999	0	0	0.0	0	0	0.0
100,000-149,999	0	0	0.0	0	3	-100.0
150,000-199,999	0	2	-100.0	9	9	0.0
200,000-249,999	0	1	-100.0	9	12	-25.0
250,000-299,999	1	3	-66.7	12	12	0.0
300,000-349,999	0	2	-100.0	3	5	-40.0
350,000-399,999	1	3	-66.7	19	29	-34.5
400,000-449,999	3	3	0.0	33	40	-17.5
450,000-499,999	2	4	-50.0	26	40	-35.0
500,000-549,999	3	4	-25.0	24	32	-25.0
550,000-599,999	3	2	50.0	29	46	-37.0
600,000-649,999	1	3	-66.7	20	31	-35.5
650,000-699,999	1	0	N/A	32	37	-13.5
700,000-749,999	1	3	-66.7	17	19	-10.5
750,000-799,999	1	1	0.0	18	19	-5.3
800,000-849,999	1	1	0.0	12	9	33.3
850,000-899,999	1	1	0.0	26	18	44.4
900,000-949,999	0	2	-100.0	2	14	-85.7
950,000-999,999	3	2	50.0	17	21	-19.0
1,000,000-1,099,999	0	2	-100.0	7	7	0.0
1,100,000-1,199,999	0	2	-100.0	14	12	16.7
1,200,000-1,299,999	0	0	0.0	12	15	-20.0
1,300,000-1,399,999	0	0	0.0	8	10	-20.0
1,400,000-1,499,999	0	0	0.0	6	1	500.0
1,500,000-1,599,999	0	2	-100.0	6	9	-33.3
1,600,000-1,699,999	0	1	-100.0	3	4	-25.0
1,700,000-1,799,999	0	0	0.0	3	4	-25.0
1,800,000-1,899,999	0	0	0.0	8	1	700.0
1,900,000-1,999,999	0	0	0.0	6	7	-14.3
2,000,000-2,249,999	0	0	0.0	1	6	-83.3
2,250,000-2,499,999	1	0	N/A	7	6	16.7
2,500,000-2,749,999	0	1	-100.0	2	4	-50.0
2,750,000-2,999,999	1	0	N/A	3	2	50.0
3,000,000-3,249,999	0	0	0.0	0	0	0.0
3,250,000-3,499,999	0	2	-100.0	3	5	-40.0
3,500,000-3,749,999	0	0	0.0	0	2	-100.0
3,750,000-3,999,999	0	0	0.0	0	0	0.0
4,000,000-4,249,999	0	0	0.0	0	0	0.0
4,250,000-4,499,999	0	1	-100.0	1	1	0.0
4,500,000-4,749,999	0	0	0.0	0	1	-100.0
4,750,000-4,999,999	0	0	0.0	0	1	-100.0
5,000,000+	0	0	0.0	3	2	50.0
Totals	24	48	-50.0	401	496	-19.2

Active Listings	This Month			Year to Date			New Listings	This Month			Year to Date		
	2020	2019	% Chg	2020	2019	% Chg		2020	2019	% Chg	2020	2019	% Chg
	0-99,999	0	1	-100.0	3	13		-76.9	0-99,999	0	1	-100.0	1
100,000-149,999	0	3	-100.0	3	6	-50.0	100,000-149,999	1	0	N/A	1	2	-50.0
150,000-199,999	1	3	-66.7	15	14	7.1	150,000-199,999	1	1	0.0	11	13	-15.4
200,000-249,999	5	5	0.0	19	22	-13.6	200,000-249,999	1	3	-66.7	11	15	-26.7
250,000-299,999	13	10	30.0	34	28	21.4	250,000-299,999	1	2	-50.0	20	18	11.1
300,000-349,999	9	9	0.0	17	19	-10.5	300,000-349,999	2	2	0.0	12	13	-7.7
350,000-399,999	14	14	0.0	46	55	-16.4	350,000-399,999	2	4	-50.0	32	34	-5.9
400,000-449,999	21	27	-22.2	61	77	-20.8	400,000-449,999	6	6	0.0	43	60	-28.3
450,000-499,999	18	15	20.0	57	68	-16.2	450,000-499,999	3	1	200.0	39	41	-4.9
500,000-549,999	21	20	5.0	62	65	-4.6	500,000-549,999	11	9	22.2	38	48	-20.8
550,000-599,999	22	22	0.0	68	92	-26.1	550,000-599,999	3	9	-66.7	49	52	-5.8
600,000-649,999	19	15	26.7	51	56	-8.9	600,000-649,999	2	3	-33.3	38	40	-5.0
650,000-699,999	26	17	52.9	74	74	0.0	650,000-699,999	4	5	-20.0	49	40	22.5
700,000-749,999	14	18	-22.2	39	47	-17.0	700,000-749,999	1	4	-75.0	25	26	-3.8
750,000-799,999	17	18	-5.6	62	49	26.5	750,000-799,999	3	4	-25.0	40	27	48.1
800,000-849,999	11	9	22.2	32	20	60.0	800,000-849,999	2	1	100.0	21	10	110.0
850,000-899,999	31	25	24.0	80	56	42.9	850,000-899,999	5	3	66.7	51	32	59.4
900,000-949,999	6	7	-14.3	18	31	-41.9	900,000-949,999	0	0	0.0	10	13	-23.1
950,000-999,999	21	18	16.7	56	52	7.7	950,000-999,999	6	0	N/A	34	23	47.8
1,000,000-1,099,999	11	5	120.0	24	17	41.2	1,000,000-1,099,999	3	0	N/A	16	9	77.8
1,100,000-1,199,999	16	17	-5.9	49	42	16.7	1,100,000-1,199,999	3	1	200.0	27	25	8.0
1,200,000-1,299,999	20	15	33.3	44	46	-4.3	1,200,000-1,299,999	3	1	200.0	31	27	14.8
1,300,000-1,399,999	7	7	0.0	22	24	-8.3	1,300,000-1,399,999	2	1	100.0	12	11	9.1
1,400,000-1,499,999	12	11	9.1	34	21	61.9	1,400,000-1,499,999	3	0	N/A	20	12	66.7
1,500,000-1,599,999	7	12	-41.7	23	29	-20.7	1,500,000-1,599,999	2	0	N/A	13	19	-31.6
1,600,000-1,699,999	4	9	-55.6	12	15	-20.0	1,600,000-1,699,999	0	1	-100.0	5	12	-58.3
1,700,000-1,799,999	8	6	33.3	14	16	-12.5	1,700,000-1,799,999	1	1	0.0	10	11	-9.1
1,800,000-1,899,999	5	4	25.0	18	7	157.1	1,800,000-1,899,999	0	0	0.0	12	5	140.0
1,900,000-1,999,999	6	7	-14.3	19	22	-13.6	1,900,000-1,999,999	1	2	-50.0	13	11	18.2
2,000,000-2,249,999	5	7	-28.6	19	18	5.6	2,000,000-2,249,999	0	0	0.0	10	11	-9.1
2,250,000-2,499,999	11	7	57.1	31	23	34.8	2,250,000-2,499,999	6	1	500.0	15	12	25.0
2,500,000-2,749,999	9	7	28.6	15	15	0.0	2,500,000-2,749,999	0	1	-100.0	5	10	-50.0
2,750,000-2,999,999	8	9	-11.1	19	15	26.7	2,750,000-2,999,999	0	1	-100.0	13	5	160.0
3,000,000-3,249,999	4	4	0.0	7	4	75.0	3,000,000-3,249,999	0	0	0.0	5	2	150.0
3,250,000-3,499,999	11	4	175.0	20	15	33.3	3,250,000-3,499,999	4	2	100.0	15	8	87.5
3,500,000-3,749,999	2	2	0.0	5	6	-16.7	3,500,000-3,749,999	0	0	0.0	3	2	50.0
3,750,000-3,999,999	5	2	150.0	6	3	100.0	3,750,000-3,999,999	0	0	0.0	4	1	300.0
4,000,000-4,249,999	1	0	N/A	1	0	N/A	4,000,000-4,249,999	0	0	0.0	1	0	N/A
4,250,000-4,499,999	1	3	-66.7	5	5	0.0	4,250,000-4,499,999	0	1	-100.0	1	3	-66.7
4,500,000-4,749,999	2	0	N/A	2	2	0.0	4,500,000-4,749,999	0	0	0.0	2	1	100.0
4,750,000-4,999,999	2	4	-50.0	4	8	-50.0	4,750,000-4,999,999	0	0	0.0	1	4	-75.0
5,000,000+	5	6	-16.7	14	17	-17.6	5,000,000+	0	3	-100.0	8	11	-27.3
Totals	431	404	6.7	1204	1214	-0.8	Totals	82	74	10.8	767	723	6.1

Information is deemed to be reliable, but is not guaranteed. © 2020 MLS and FBS. Prepared by Darla Frye-Guevremont on Friday, September 04, 2020 7:57 AM.