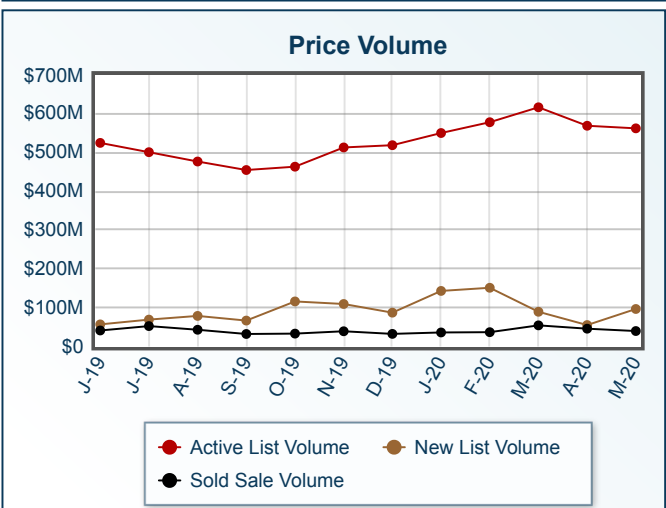
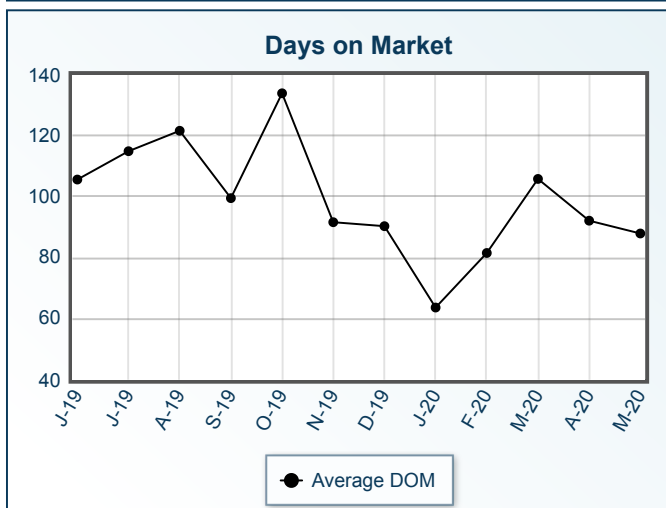
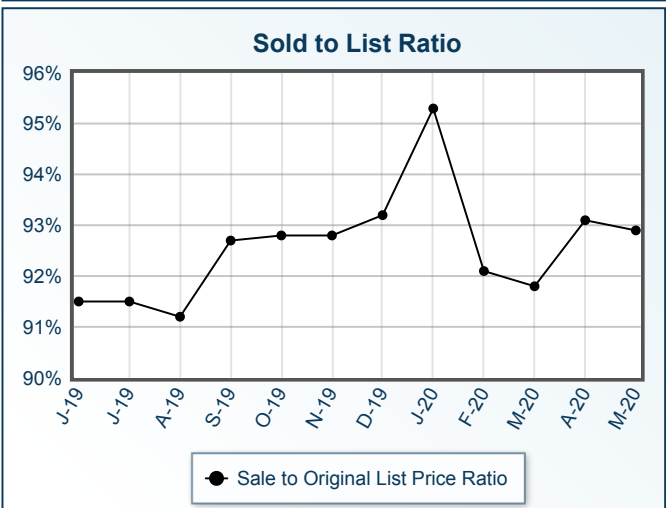
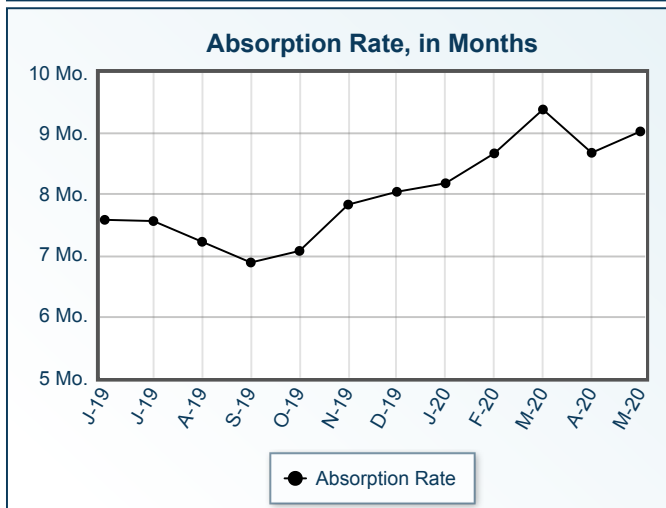
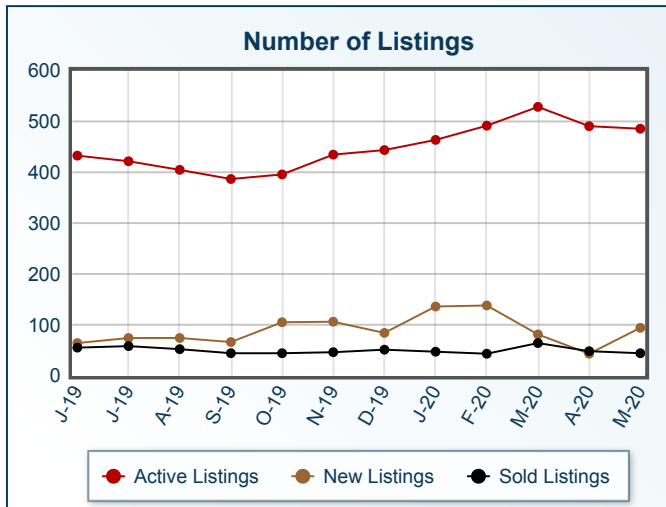


Market Summary

33040 Residential, May 2020



Summary Statistics						
	May-20	May-19	% Chg	2020 YTD	2019 YTD	% Chg
Absorption Rate	9.04	8.61	4.99	8.8	9.51	-7.47
Average List Price	\$1,157,442	\$1,207,738	-4.16	\$1,136,887	\$1,099,602	3.39
Median List Price	\$848,000	\$822,000	3.16	\$825,000	\$749,000	10.15
Average Sale Price	\$908,434	\$753,529	20.56	\$869,502	\$817,484	6.36
Median Sale Price	\$720,000	\$640,000	12.50	\$680,000	\$633,000	7.42
Average DOM	88	112	-21.43	87	99	-12.12
Median DOM	74	72	2.78	61	63	-3.17

Sold Listings	This Month			Year to Date			Pending Listings	This Month			Year to Date		
	2020	2019	% Chg	2020	2019	% Chg		2020	2019	% Chg	2020	2019	% Chg
	0-99,999	0	0	0.0	1	0		N/A	0-99,999	0	0	0.0	0
100,000-149,999	0	1	-100.0	1	4	-75.0	100,000-149,999	0	1	-100.0	0	3	-100.0
150,000-199,999	0	0	0.0	2	10	-80.0	150,000-199,999	1	0	N/A	4	6	-33.3
200,000-249,999	0	3	-100.0	4	7	-42.9	200,000-249,999	0	2	-100.0	2	8	-75.0
250,000-299,999	3	0	N/A	8	10	-20.0	250,000-299,999	1	0	N/A	6	9	-33.3
300,000-349,999	0	0	0.0	6	7	-14.3	300,000-349,999	0	0	0.0	2	3	-33.3
350,000-399,999	1	7	-85.7	11	21	-47.6	350,000-399,999	1	2	-50.0	9	20	-55.0
400,000-449,999	3	9	-66.7	19	25	-24.0	400,000-449,999	2	8	-75.0	14	26	-46.2
450,000-499,999	5	8	-37.5	16	23	-30.4	450,000-499,999	1	8	-87.5	14	27	-48.1
500,000-549,999	2	6	-66.7	17	21	-19.0	500,000-549,999	0	4	-100.0	11	15	-26.7
550,000-599,999	2	6	-66.7	12	18	-33.3	550,000-599,999	2	8	-75.0	15	31	-51.6
600,000-649,999	0	8	-100.0	16	29	-44.8	600,000-649,999	1	5	-80.0	11	24	-54.2
650,000-699,999	5	7	-28.6	17	24	-29.2	650,000-699,999	2	5	-60.0	16	32	-50.0
700,000-749,999	2	6	-66.7	12	16	-25.0	700,000-749,999	1	2	-50.0	9	15	-40.0
750,000-799,999	1	2	-50.0	6	8	-25.0	750,000-799,999	3	5	-40.0	9	14	-35.7
800,000-849,999	5	3	66.7	13	8	62.5	800,000-849,999	3	1	200.0	8	7	14.3
850,000-899,999	3	4	-25.0	14	15	-6.7	850,000-899,999	1	1	0.0	18	16	12.5
900,000-949,999	0	5	-100.0	7	14	-50.0	900,000-949,999	0	0	0.0	2	10	-80.0
950,000-999,999	0	5	-100.0	3	9	-66.7	950,000-999,999	0	3	-100.0	10	17	-41.2
1,000,000-1,099,999	2	0	N/A	10	5	100.0	1,000,000-1,099,999	1	1	0.0	5	3	66.7
1,100,000-1,199,999	1	1	0.0	8	7	14.3	1,100,000-1,199,999	1	0	N/A	10	7	42.9
1,200,000-1,299,999	4	2	100.0	12	9	33.3	1,200,000-1,299,999	1	3	-66.7	8	6	33.3
1,300,000-1,399,999	0	1	-100.0	5	6	-16.7	1,300,000-1,399,999	0	2	-100.0	7	7	0.0
1,400,000-1,499,999	1	0	N/A	2	0	N/A	1,400,000-1,499,999	0	0	0.0	2	1	100.0
1,500,000-1,599,999	0	1	-100.0	3	3	0.0	1,500,000-1,599,999	0	2	-100.0	4	5	-20.0
1,600,000-1,699,999	0	1	-100.0	0	2	-100.0	1,600,000-1,699,999	0	0	0.0	0	2	-100.0
1,700,000-1,799,999	1	3	-66.7	5	4	25.0	1,700,000-1,799,999	1	0	N/A	2	3	-33.3
1,800,000-1,899,999	2	2	0.0	3	3	0.0	1,800,000-1,899,999	1	0	N/A	5	0	N/A
1,900,000-1,999,999	0	0	0.0	2	4	-50.0	1,900,000-1,999,999	1	0	N/A	3	7	-57.1
2,000,000-2,249,999	0	1	-100.0	0	6	-100.0	2,000,000-2,249,999	0	0	0.0	0	4	-100.0
2,250,000-2,499,999	0	1	-100.0	3	4	-25.0	2,250,000-2,499,999	1	0	N/A	2	3	-33.3
2,500,000-2,749,999	0	0	0.0	2	1	100.0	2,500,000-2,749,999	0	0	0.0	2	3	-33.3
2,750,000-2,999,999	0	0	0.0	0	0	0.0	2,750,000-2,999,999	0	0	0.0	2	0	N/A
3,000,000-3,249,999	0	0	0.0	1	1	0.0	3,000,000-3,249,999	0	0	0.0	0	0	0.0
3,250,000-3,499,999	0	0	0.0	1	2	-50.0	3,250,000-3,499,999	0	0	0.0	2	2	0.0
3,500,000-3,749,999	0	0	0.0	0	1	-100.0	3,500,000-3,749,999	0	0	0.0	0	2	-100.0
3,750,000-3,999,999	0	0	0.0	0	0	0.0	3,750,000-3,999,999	0	0	0.0	0	0	0.0
4,000,000-4,249,999	0	0	0.0	1	0	N/A	4,000,000-4,249,999	0	0	0.0	0	0	0.0
4,250,000-4,499,999	0	0	0.0	0	1	-100.0	4,250,000-4,499,999	0	0	0.0	1	0	N/A
4,500,000-4,749,999	0	0	0.0	1	0	N/A	4,500,000-4,749,999	0	0	0.0	0	1	-100.0
4,750,000-4,999,999	0	0	0.0	0	0	0.0	4,750,000-4,999,999	0	0	0.0	0	0	0.0
5,000,000+	1	0	N/A	2	2	0.0	5,000,000+	1	0	N/A	3	2	50.0
Totals	44	93	-52.7	246	330	-25.5	Totals	27	63	-57.1	218	341	-36.1

Active Listings	This Month			Year to Date			New Listings	This Month			Year to Date		
	2020	2019	% Chg	2020	2019	% Chg		2020	2019	% Chg	2020	2019	% Chg
	0-99,999	0	1	-100.0	2	12		-83.3	0-99,999	0	1	-100.0	0
100,000-149,999	0	3	-100.0	2	6	-66.7	100,000-149,999	0	0	0.0	0	2	-100.0
150,000-199,999	6	4	50.0	12	10	20.0	150,000-199,999	1	0	N/A	8	9	-11.1
200,000-249,999	9	7	28.6	16	18	-11.1	200,000-249,999	4	1	300.0	8	11	-27.3
250,000-299,999	16	10	60.0	28	23	21.7	250,000-299,999	3	1	200.0	14	13	7.7
300,000-349,999	5	8	-37.5	9	17	-47.1	300,000-349,999	0	1	-100.0	4	11	-63.6
350,000-399,999	21	18	16.7	33	44	-25.0	350,000-399,999	0	4	-100.0	19	23	-17.4
400,000-449,999	18	19	-5.3	37	50	-26.0	400,000-449,999	3	6	-50.0	19	33	-42.4
450,000-499,999	22	20	10.0	46	59	-22.0	450,000-499,999	5	6	-16.7	28	32	-12.5
500,000-549,999	22	28	-21.4	40	49	-18.4	500,000-549,999	3	4	-25.0	17	32	-46.9
550,000-599,999	31	32	-3.1	53	74	-28.4	550,000-599,999	2	8	-75.0	34	34	0.0
600,000-649,999	21	18	16.7	41	48	-14.6	600,000-649,999	5	8	-37.5	28	32	-12.5
650,000-699,999	28	27	3.7	57	65	-12.3	650,000-699,999	7	5	40.0	31	31	0.0
700,000-749,999	15	14	7.1	31	37	-16.2	700,000-749,999	4	5	-20.0	18	16	12.5
750,000-799,999	25	22	13.6	51	39	30.8	750,000-799,999	8	1	700.0	28	17	64.7
800,000-849,999	9	11	-18.2	25	18	38.9	800,000-849,999	5	1	400.0	15	8	87.5
850,000-899,999	27	19	42.1	59	44	34.1	850,000-899,999	5	3	66.7	29	20	45.0
900,000-949,999	7	8	-12.5	17	27	-37.0	900,000-949,999	2	2	0.0	10	9	11.1
950,000-999,999	24	16	50.0	41	42	-2.4	950,000-999,999	7	3	133.3	20	14	42.9
1,000,000-1,099,999	10	10	0.0	17	16	6.3	1,000,000-1,099,999	1	0	N/A	9	7	28.6
1,100,000-1,199,999	21	21	0.0	40	39	2.6	1,100,000-1,199,999	3	3	0.0	16	22	-27.3
1,200,000-1,299,999	15	22	-31.8	32	39	-17.9	1,200,000-1,299,999	2	3	-33.3	19	20	-5.0
1,300,000-1,399,999	11	12	-8.3	24	21	14.3	1,300,000-1,399,999	6	0	N/A	14	8	75.0
1,400,000-1,499,999	14	7	100.0	24	18	33.3	1,400,000-1,499,999	1	4	-75.0	11	9	22.2
1,500,000-1,599,999	10	18	-44.4	21	27	-22.2	1,500,000-1,599,999	3	2	50.0	11	17	-35.3
1,600,000-1,699,999	8	8	0.0	12	12	0.0	1,600,000-1,699,999	1	3	-66.7	4	9	-55.6
1,700,000-1,799,999	4	6	-33.3	7	12	-41.7	1,700,000-1,799,999	1	2	-50.0	3	7	-57.1
1,800,000-1,899,999	9	4	125.0	18	5	260.0	1,800,000-1,899,999	3	1	200.0	12	3	300.0
1,900,000-1,999,999	11	7	57.1	18	18	0.0	1,900,000-1,999,999	2	1	100.0	13	7	85.7
2,000,000-2,249,999	7	7	0.0	19	15	26.7	2,000,000-2,249,999	1	2	-50.0	9	8	12.5
2,250,000-2,499,999	14	9	55.6	22	20	10.0	2,250,000-2,499,999	2	2	0.0	6	9	-33.3
2,500,000-2,749,999	10	8	25.0	13	13	0.0	2,500,000-2,749,999	2	0	N/A	5	8	-37.5
2,750,000-2,999,999	9	13	-30.8	15	14	7.1	2,750,000-2,999,999	0	0	0.0	7	4	75.0
3,000,000-3,249,999	1	3	-66.7	3	4	-25.0	3,000,000-3,249,999	0	1	-100.0	1	2	-50.0
3,250,000-3,499,999	7	7	0.0	12	12	0.0	3,250,000-3,499,999	1	1	0.0	8	5	60.0
3,500,000-3,749,999	7	2	250.0	7	5	40.0	3,500,000-3,749,999	0	0	0.0	4	1	300.0
3,750,000-3,999,999	2	2	0.0	3	3	0.0	3,750,000-3,999,999	0	1	-100.0	1	1	0.0
4,000,000-4,249,999	0	0	0.0	1	0	N/A	4,000,000-4,249,999	1	0	N/A	1	0	N/A
4,250,000-4,499,999	2	4	-50.0	5	4	25.0	4,250,000-4,499,999	0	0	0.0	1	2	-50.0
4,500,000-4,749,999	0	1	-100.0	0	2	-100.0	4,500,000-4,749,999	0	0	0.0	0	1	-100.0
4,750,000-4,999,999	3	5	-40.0	4	7	-42.9	4,750,000-4,999,999	0	1	-100.0	1	3	-66.7
5,000,000+	4	7	-42.9	12	14	-14.3	5,000,000+	0	0	0.0	6	8	-25.0
Totals	485	468	3.6	929	1002	-7.3	Totals	94	87	8.0	492	511	-3.7

Information is deemed to be reliable, but is not guaranteed. © 2020 MLS and FBS. Prepared by Darla Frye-Guevremont on Monday, June 01, 2020 11:51 AM.