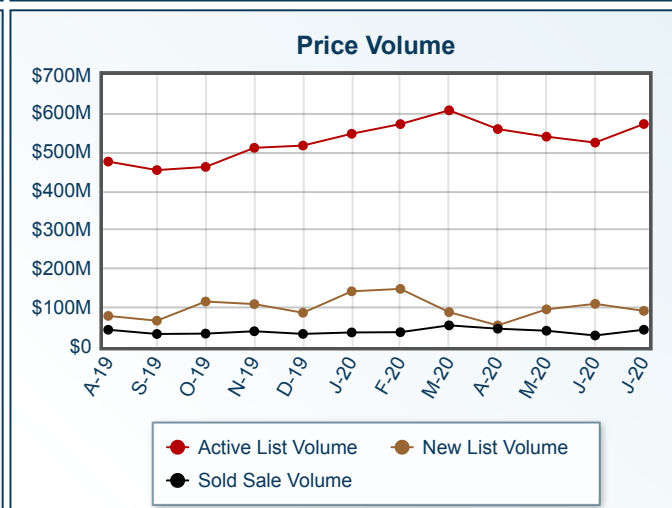
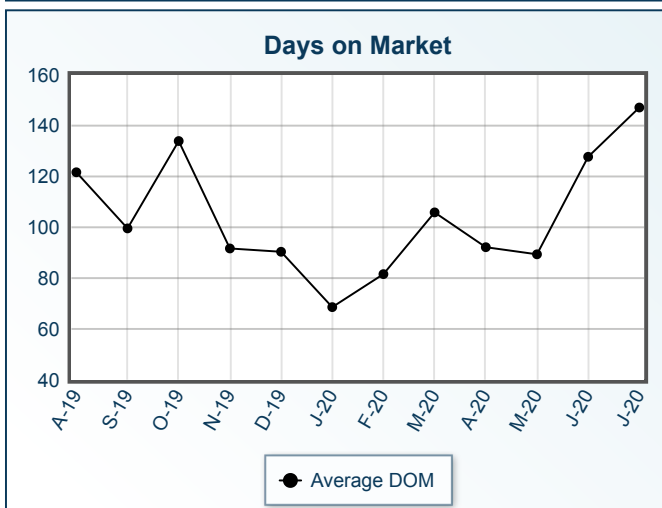
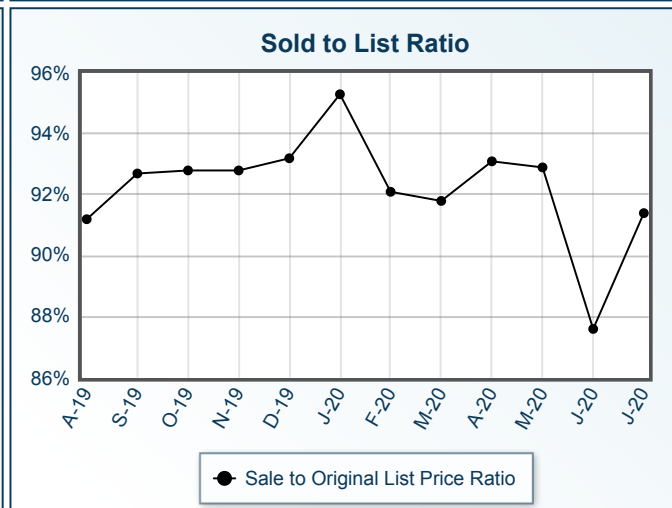
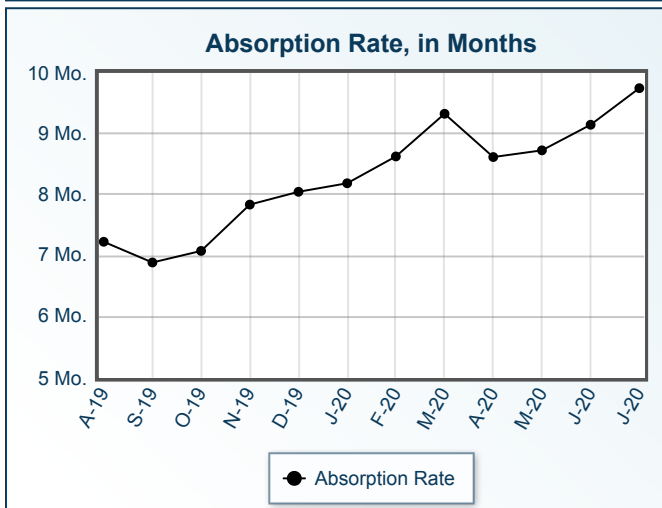
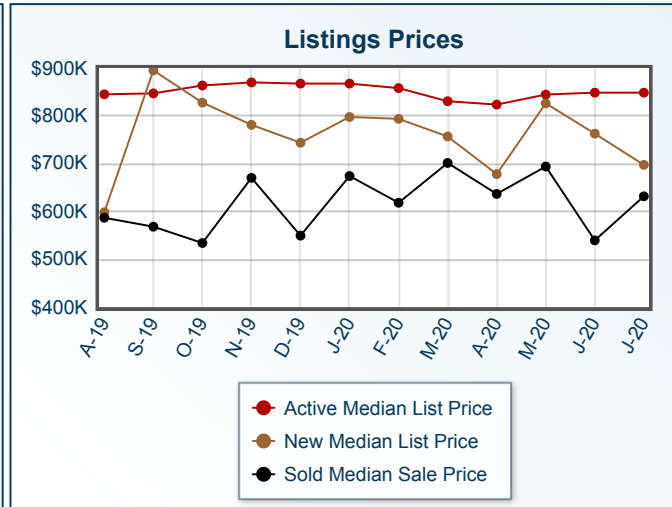
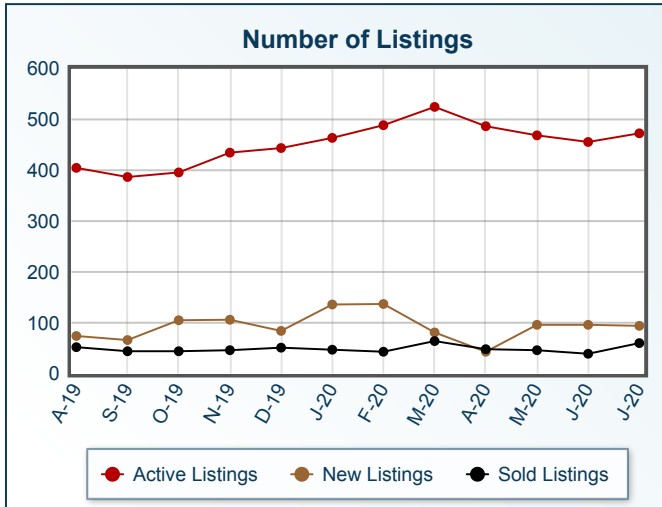


Market Summary

33040 Residential, July 2020



Summary Statistics						
	Jul-20	Jul-19	% Chg	2020 YTD	2019 YTD	% Chg
Absorption Rate	9.75	7.57	28.80	8.91	8.96	-0.56
Average List Price	\$1,212,793	\$1,186,994	2.17	\$1,116,394	\$1,077,350	3.62
Median List Price	\$850,000	\$865,000	-1.73	\$799,000	\$739,950	7.98
Average Sale Price	\$722,513	\$909,234	-20.54	\$825,736	\$821,441	0.52
Median Sale Price	\$632,500	\$665,000	-4.89	\$650,000	\$630,000	3.17
Average DOM	147	115	27.83	103	102	0.98
Median DOM	119	70	70.00	73	68	7.35

Sold Listings	This Month			Year to Date			Pending Listings	This Month			Year to Date		
	2020	2019	% Chg	2020	2019	% Chg		2020	2019	% Chg	2020	2019	% Chg
	0-99,999	0	0	0.0	1	0		N/A	0-99,999	0	0	0.0	0
100,000-149,999	0	0	0.0	1	4	-75.0	100,000-149,999	0	0	0.0	0	3	-100.0
150,000-199,999	0	0	0.0	5	11	-54.5	150,000-199,999	0	0	0.0	6	7	-14.3
200,000-249,999	4	0	N/A	9	8	12.5	200,000-249,999	2	2	0.0	7	11	-36.4
250,000-299,999	2	0	N/A	12	10	20.0	250,000-299,999	0	0	0.0	10	9	11.1
300,000-349,999	0	0	0.0	6	7	-14.3	300,000-349,999	0	0	0.0	3	3	0.0
350,000-399,999	4	2	100.0	17	25	-32.0	350,000-399,999	4	3	33.3	15	26	-42.3
400,000-449,999	2	7	-71.4	26	39	-33.3	400,000-449,999	2	7	-71.4	24	37	-35.1
450,000-499,999	9	6	50.0	29	32	-9.4	450,000-499,999	3	6	-50.0	24	36	-33.3
500,000-549,999	3	6	-50.0	25	37	-32.4	500,000-549,999	1	2	-50.0	18	28	-35.7
550,000-599,999	2	5	-60.0	18	32	-43.7	550,000-599,999	2	7	-71.4	24	44	-45.5
600,000-649,999	5	2	150.0	22	33	-33.3	600,000-649,999	2	4	-50.0	16	28	-42.9
650,000-699,999	5	4	25.0	23	30	-23.3	650,000-699,999	2	1	100.0	28	37	-24.3
700,000-749,999	6	2	200.0	19	20	-5.0	700,000-749,999	1	1	0.0	14	16	-12.5
750,000-799,999	1	3	-66.7	8	13	-38.5	750,000-799,999	2	1	100.0	16	18	-11.1
800,000-849,999	1	2	-50.0	17	12	41.7	800,000-849,999	0	0	0.0	10	8	25.0
850,000-899,999	2	1	100.0	17	17	0.0	850,000-899,999	1	0	N/A	24	17	41.2
900,000-949,999	2	2	0.0	9	16	-43.7	900,000-949,999	0	2	-100.0	2	12	-83.3
950,000-999,999	2	0	N/A	5	10	-50.0	950,000-999,999	1	1	0.0	12	19	-36.8
1,000,000-1,099,999	2	0	N/A	13	5	160.0	1,000,000-1,099,999	0	2	-100.0	7	5	40.0
1,100,000-1,199,999	1	3	-66.7	10	13	-23.1	1,100,000-1,199,999	1	0	N/A	13	10	30.0
1,200,000-1,299,999	1	3	-66.7	13	14	-7.1	1,200,000-1,299,999	1	4	-75.0	10	15	-33.3
1,300,000-1,399,999	0	1	-100.0	6	7	-14.3	1,300,000-1,399,999	0	2	-100.0	7	10	-30.0
1,400,000-1,499,999	1	1	0.0	3	1	200.0	1,400,000-1,499,999	1	0	N/A	4	1	300.0
1,500,000-1,599,999	0	1	-100.0	3	5	-40.0	1,500,000-1,599,999	1	2	-50.0	5	7	-28.6
1,600,000-1,699,999	3	0	N/A	5	2	150.0	1,600,000-1,699,999	0	0	0.0	1	3	-66.7
1,700,000-1,799,999	1	0	N/A	6	4	50.0	1,700,000-1,799,999	0	1	-100.0	3	4	-25.0
1,800,000-1,899,999	0	1	-100.0	3	4	-25.0	1,800,000-1,899,999	1	1	0.0	8	1	700.0
1,900,000-1,999,999	0	0	0.0	2	6	-66.7	1,900,000-1,999,999	2	0	N/A	5	7	-28.6
2,000,000-2,249,999	1	3	-66.7	2	9	-77.8	2,000,000-2,249,999	0	2	-100.0	0	6	-100.0
2,250,000-2,499,999	0	1	-100.0	3	6	-50.0	2,250,000-2,499,999	2	1	100.0	4	6	-33.3
2,500,000-2,749,999	0	1	-100.0	2	3	-33.3	2,500,000-2,749,999	0	0	0.0	2	3	-33.3
2,750,000-2,999,999	0	0	0.0	0	0	0.0	2,750,000-2,999,999	0	0	0.0	2	2	0.0
3,000,000-3,249,999	0	0	0.0	1	1	0.0	3,000,000-3,249,999	0	0	0.0	0	0	0.0
3,250,000-3,499,999	0	1	-100.0	2	3	-33.3	3,250,000-3,499,999	0	1	-100.0	3	3	0.0
3,500,000-3,749,999	0	0	0.0	0	1	-100.0	3,500,000-3,749,999	0	0	0.0	0	2	-100.0
3,750,000-3,999,999	0	0	0.0	0	0	0.0	3,750,000-3,999,999	0	0	0.0	0	0	0.0
4,000,000-4,249,999	0	0	0.0	1	0	N/A	4,000,000-4,249,999	0	0	0.0	0	0	0.0
4,250,000-4,499,999	0	0	0.0	0	1	-100.0	4,250,000-4,499,999	0	0	0.0	1	0	N/A
4,500,000-4,749,999	0	0	0.0	1	0	N/A	4,500,000-4,749,999	0	0	0.0	0	1	-100.0
4,750,000-4,999,999	0	0	0.0	0	0	0.0	4,750,000-4,999,999	0	1	-100.0	0	1	-100.0
5,000,000+	0	0	0.0	2	2	0.0	5,000,000+	0	0	0.0	3	2	50.0
Totals	60	58	3.4	347	443	-21.7	Totals	32	54	-40.7	331	448	-26.1

Active Listings	This Month			Year to Date			New Listings	This Month			Year to Date		
	2020	2019	% Chg	2020	2019	% Chg		2020	2019	% Chg	2020	2019	% Chg
	0-99,999	0	1	-100.0	3	12		-75.0	0-99,999	0	0	0.0	1
100,000-149,999	0	3	-100.0	2	6	-66.7	100,000-149,999	0	0	0.0	0	2	-100.0
150,000-199,999	4	4	0.0	14	13	7.7	150,000-199,999	1	3	-66.7	10	12	-16.7
200,000-249,999	7	6	16.7	18	19	-5.3	200,000-249,999	0	0	0.0	10	12	-16.7
250,000-299,999	14	10	40.0	33	26	26.9	250,000-299,999	4	2	100.0	19	16	18.8
300,000-349,999	8	9	-11.1	14	17	-17.6	300,000-349,999	1	0	N/A	9	11	-18.2
350,000-399,999	20	20	0.0	45	51	-11.8	350,000-399,999	7	1	600.0	31	30	3.3
400,000-449,999	20	21	-4.8	54	71	-23.9	400,000-449,999	9	11	-18.2	36	54	-33.3
450,000-499,999	21	21	0.0	55	67	-17.9	450,000-499,999	3	2	50.0	37	40	-7.5
500,000-549,999	23	17	35.3	52	56	-7.1	500,000-549,999	5	4	25.0	28	39	-28.2
550,000-599,999	25	20	25.0	64	83	-22.9	550,000-599,999	7	7	0.0	46	43	7.0
600,000-649,999	22	14	57.1	48	53	-9.4	600,000-649,999	4	2	100.0	35	37	-5.4
650,000-699,999	25	16	56.3	71	69	2.9	650,000-699,999	8	3	166.7	45	35	28.6
700,000-749,999	14	18	-22.2	37	43	-14.0	700,000-749,999	4	3	33.3	23	22	4.5
750,000-799,999	20	17	17.6	61	45	35.6	750,000-799,999	6	1	500.0	39	23	69.6
800,000-849,999	12	9	33.3	30	19	57.9	800,000-849,999	1	1	0.0	19	9	111.1
850,000-899,999	29	22	31.8	74	53	39.6	850,000-899,999	6	7	-14.3	45	29	55.2
900,000-949,999	8	9	-11.1	19	31	-38.7	900,000-949,999	0	4	-100.0	11	13	-15.4
950,000-999,999	22	20	10.0	48	51	-5.9	950,000-999,999	2	5	-60.0	27	22	22.7
1,000,000-1,099,999	6	10	-40.0	20	17	17.6	1,000,000-1,099,999	1	0	N/A	12	9	33.3
1,100,000-1,199,999	21	19	10.5	48	42	14.3	1,100,000-1,199,999	4	3	33.3	25	25	0.0
1,200,000-1,299,999	18	16	12.5	39	45	-13.3	1,200,000-1,299,999	4	3	33.3	26	26	0.0
1,300,000-1,399,999	11	10	10.0	22	23	-4.3	1,300,000-1,399,999	1	0	N/A	12	10	20.0
1,400,000-1,499,999	13	10	30.0	31	21	47.6	1,400,000-1,499,999	3	1	200.0	17	12	41.7
1,500,000-1,599,999	9	14	-35.7	21	29	-27.6	1,500,000-1,599,999	1	1	0.0	11	19	-42.1
1,600,000-1,699,999	7	9	-22.2	12	14	-14.3	1,600,000-1,699,999	0	1	-100.0	5	11	-54.5
1,700,000-1,799,999	5	7	-28.6	11	15	-26.7	1,700,000-1,799,999	1	1	0.0	7	10	-30.0
1,800,000-1,899,999	7	4	75.0	20	7	185.7	1,800,000-1,899,999	1	2	-50.0	14	5	180.0
1,900,000-1,999,999	8	7	14.3	18	20	-10.0	1,900,000-1,999,999	0	0	0.0	12	9	33.3
2,000,000-2,249,999	6	6	0.0	19	18	5.6	2,000,000-2,249,999	1	3	-66.7	10	11	-9.1
2,250,000-2,499,999	11	8	37.5	24	22	9.1	2,250,000-2,499,999	2	1	100.0	8	11	-27.3
2,500,000-2,749,999	11	8	37.5	15	14	7.1	2,500,000-2,749,999	0	0	0.0	5	9	-44.4
2,750,000-2,999,999	11	10	10.0	19	14	35.7	2,750,000-2,999,999	3	0	N/A	13	4	225.0
3,000,000-3,249,999	4	4	0.0	6	4	50.0	3,000,000-3,249,999	1	0	N/A	4	2	100.0
3,250,000-3,499,999	7	5	40.0	14	13	7.7	3,250,000-3,499,999	1	1	0.0	10	6	66.7
3,500,000-3,749,999	5	2	150.0	7	6	16.7	3,500,000-3,749,999	0	0	0.0	4	2	100.0
3,750,000-3,999,999	5	2	150.0	6	3	100.0	3,750,000-3,999,999	1	0	N/A	4	1	300.0
4,000,000-4,249,999	1	0	N/A	1	0	N/A	4,000,000-4,249,999	0	0	0.0	1	0	N/A
4,250,000-4,499,999	2	4	-50.0	5	4	25.0	4,250,000-4,499,999	0	0	0.0	1	2	-50.0
4,500,000-4,749,999	2	1	100.0	2	2	0.0	4,500,000-4,749,999	1	0	N/A	2	1	100.0
4,750,000-4,999,999	3	3	0.0	4	8	-50.0	4,750,000-4,999,999	0	1	-100.0	1	4	-75.0
5,000,000+	5	5	0.0	14	14	0.0	5,000,000+	0	0	0.0	8	8	0.0
Totals	472	421	12.1	1120	1140	-1.8	Totals	94	74	27.0	683	649	5.2

Information is deemed to be reliable, but is not guaranteed. © 2020 MLS and FBS. Prepared by Darla Frye-Guevremont on Wednesday, August 05, 2020 11:29 AM.