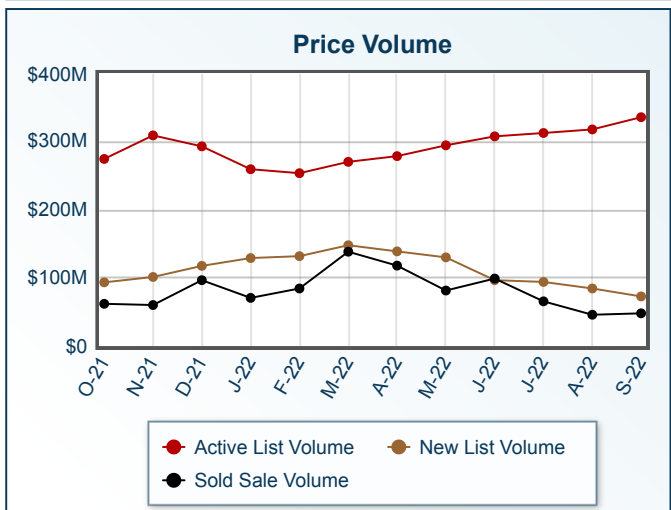
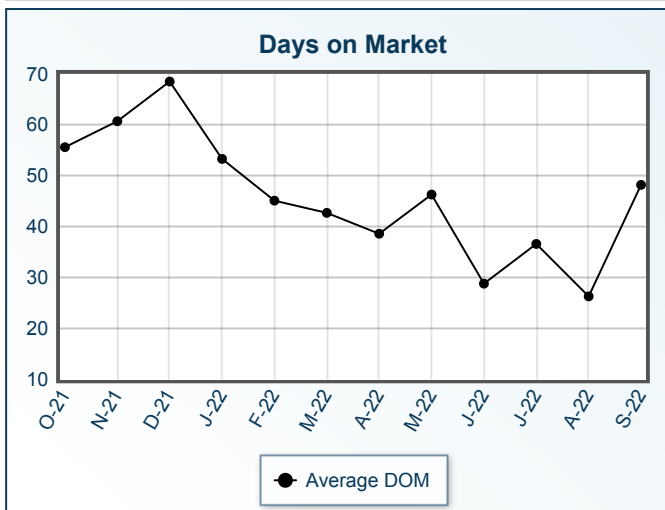
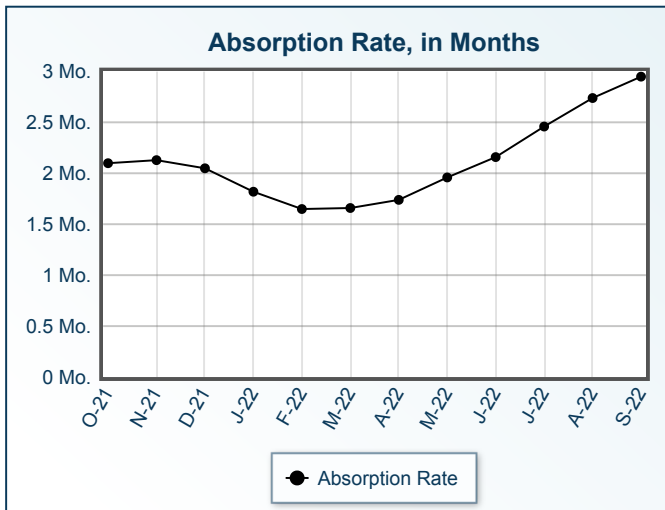
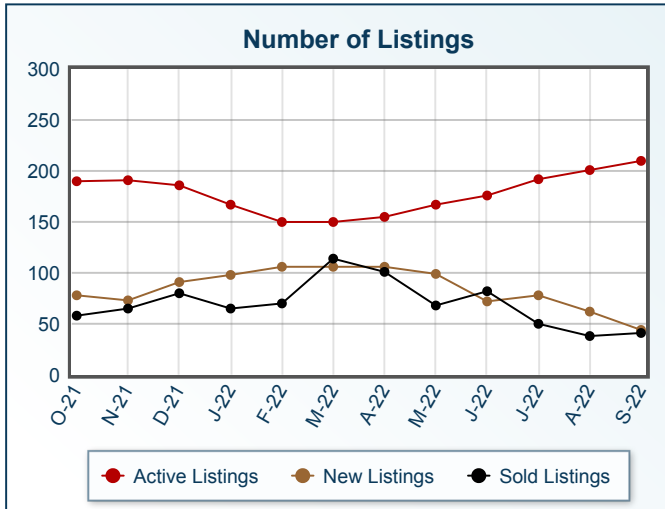


# Market Summary

33040 Residential, September 2022



Summary Statistics						
	Sep-22	Sep-21	% Chg	2022 YTD	2021 YTD	% Chg
Absorption Rate	2.95	2.18	35.32	2.13	3.87	-44.96
Average List Price	\$1,601,611	\$1,403,276	14.13	\$1,376,160	\$1,179,172	16.71
Median List Price	\$1,200,000	\$899,000	33.48	\$995,000	\$849,000	17.20
Average Sale Price	\$1,173,134	\$975,806	20.22	\$1,196,944	\$1,036,069	15.53
Median Sale Price	\$750,000	\$704,500	6.46	\$899,000	\$765,000	17.52
Average DOM	48	49	-2.04	40	75	-46.67
Median DOM	30	18	66.67	15	38	-60.53

Sold Listings							Pending Listings						
	This Month			Year to Date				This Month			Year to Date		
	2022	2021	% Chg	2022	2021	% Chg		2022	2021	% Chg	2022	2021	% Chg
0-99,999	0	0	0.0	0	0	0.0	0-99,999	0	0	0.0	0	0	0.0
100,000-149,999	0	0	0.0	8	0	N/A	100,000-149,999	0	0	0.0	4	0	N/A
150,000-199,999	0	0	0.0	10	3	233.3	150,000-199,999	0	0	0.0	13	2	550.0
200,000-249,999	1	2	-50.0	11	20	-45.0	200,000-249,999	0	1	-100.0	10	12	-16.7
250,000-299,999	0	3	-100.0	16	22	-27.3	250,000-299,999	0	0	0.0	15	27	-44.4
300,000-349,999	1	0	N/A	6	16	-62.5	300,000-349,999	0	0	0.0	4	13	-69.2
350,000-399,999	1	2	-50.0	6	34	-82.4	350,000-399,999	1	2	-50.0	9	37	-75.7
400,000-449,999	2	3	-33.3	15	49	-69.4	400,000-449,999	2	5	-60.0	11	43	-74.4
450,000-499,999	1	5	-80.0	14	43	-67.4	450,000-499,999	1	3	-66.7	15	55	-72.7
500,000-549,999	1	4	-75.0	19	46	-58.7	500,000-549,999	0	4	-100.0	20	41	-51.2
550,000-599,999	1	6	-83.3	26	46	-43.5	550,000-599,999	0	3	-100.0	18	42	-57.1
600,000-649,999	4	6	-33.3	31	49	-36.7	600,000-649,999	1	1	0.0	27	37	-27.0
650,000-699,999	4	1	300.0	26	59	-55.9	650,000-699,999	2	3	-33.3	32	65	-50.8
700,000-749,999	4	2	100.0	30	49	-38.8	700,000-749,999	0	2	-100.0	18	42	-57.1
750,000-799,999	2	3	-33.3	31	45	-31.1	750,000-799,999	1	0	N/A	31	38	-18.4
800,000-849,999	2	1	100.0	26	41	-36.6	800,000-849,999	0	2	-100.0	21	30	-30.0
850,000-899,999	2	1	100.0	44	36	22.2	850,000-899,999	1	4	-75.0	43	46	-6.5
900,000-949,999	1	1	0.0	24	26	-7.7	900,000-949,999	0	2	-100.0	24	28	-14.3
950,000-999,999	0	3	-100.0	16	29	-44.8	950,000-999,999	1	2	-50.0	19	33	-42.4
1,000,000-1,099,999	2	3	-33.3	25	17	47.1	1,000,000-1,099,999	0	0	0.0	13	13	0.0
1,100,000-1,199,999	4	1	300.0	35	24	45.8	1,100,000-1,199,999	0	3	-100.0	32	26	23.1
1,200,000-1,299,999	4	4	0.0	35	33	6.1	1,200,000-1,299,999	0	7	-100.0	39	41	-4.9
1,300,000-1,399,999	1	1	0.0	15	25	-40.0	1,300,000-1,399,999	2	4	-50.0	12	23	-47.8
1,400,000-1,499,999	1	3	-66.7	13	25	-48.0	1,400,000-1,499,999	0	0	0.0	11	24	-54.2
1,500,000-1,599,999	0	0	0.0	18	7	157.1	1,500,000-1,599,999	0	2	-100.0	18	8	125.0
1,600,000-1,699,999	0	1	-100.0	12	15	-20.0	1,600,000-1,699,999	0	0	0.0	8	12	-33.3
1,700,000-1,799,999	0	0	0.0	16	13	23.1	1,700,000-1,799,999	0	0	0.0	7	11	-36.4
1,800,000-1,899,999	1	0	N/A	10	16	-37.5	1,800,000-1,899,999	0	1	-100.0	8	12	-33.3
1,900,000-1,999,999	0	0	0.0	9	5	80.0	1,900,000-1,999,999	1	0	N/A	16	16	0.0
2,000,000-2,249,999	0	2	-100.0	13	32	-59.4	2,000,000-2,249,999	1	0	N/A	14	16	-12.5
2,250,000-2,499,999	0	1	-100.0	16	20	-20.0	2,250,000-2,499,999	0	2	-100.0	14	27	-48.1
2,500,000-2,749,999	0	3	-100.0	9	16	-43.7	2,500,000-2,749,999	0	1	-100.0	7	18	-61.1
2,750,000-2,999,999	0	0	0.0	6	10	-40.0	2,750,000-2,999,999	0	1	-100.0	5	11	-54.5
3,000,000-3,249,999	0	1	-100.0	8	9	-11.1	3,000,000-3,249,999	0	0	0.0	5	5	0.0
3,250,000-3,499,999	0	1	-100.0	13	5	160.0	3,250,000-3,499,999	0	0	0.0	19	6	216.7
3,500,000-3,749,999	0	0	0.0	4	3	33.3	3,500,000-3,749,999	0	0	0.0	1	4	-75.0
3,750,000-3,999,999	0	0	0.0	5	5	0.0	3,750,000-3,999,999	0	0	0.0	4	8	-50.0
4,000,000-4,249,999	0	0	0.0	1	0	N/A	4,000,000-4,249,999	0	0	0.0	4	0	N/A
4,250,000-4,499,999	0	0	0.0	0	1	-100.0	4,250,000-4,499,999	0	1	-100.0	0	1	-100.0
4,500,000-4,749,999	0	0	0.0	1	1	0.0	4,500,000-4,749,999	0	0	0.0	1	0	N/A
4,750,000-4,999,999	0	0	0.0	0	2	-100.0	4,750,000-4,999,999	0	0	0.0	0	3	-100.0
5,000,000+	1	0	N/A	6	4	50.0	5,000,000+	1	0	N/A	5	3	66.7
Totals	41	64	-35.9	629	901	-30.2	Totals	15	56	-73.2	577	879	-34.4

Active Listings	This Month			Year to Date			New Listings	This Month			Year to Date		
	2022	2021	% Chg	2022	2021	% Chg		2022	2021	% Chg	2022	2021	% Chg
	0-99,999	0	0	0.0	6	1		500.0	0-99,999	0	0	0.0	6
100,000-149,999	0	1	-100.0	5	1	400.0	100,000-149,999	0	0	0.0	4	0	N/A
150,000-199,999	0	3	-100.0	14	8	75.0	150,000-199,999	0	3	-100.0	8	7	14.3
200,000-249,999	0	8	-100.0	11	22	-50.0	200,000-249,999	0	4	-100.0	7	17	-58.8
250,000-299,999	1	6	-83.3	20	37	-45.9	250,000-299,999	0	0	0.0	17	30	-43.3
300,000-349,999	0	1	-100.0	5	17	-70.6	300,000-349,999	1	1	0.0	5	8	-37.5
350,000-399,999	1	5	-80.0	13	45	-71.1	350,000-399,999	2	1	100.0	8	26	-69.2
400,000-449,999	7	7	0.0	19	54	-64.8	400,000-449,999	1	5	-80.0	16	43	-62.8
450,000-499,999	4	8	-50.0	21	77	-72.7	450,000-499,999	0	4	-100.0	17	59	-71.2
500,000-549,999	3	5	-40.0	26	54	-51.9	500,000-549,999	0	2	-100.0	22	44	-50.0
550,000-599,999	7	7	0.0	32	61	-47.5	550,000-599,999	2	2	0.0	27	42	-35.7
600,000-649,999	3	5	-40.0	31	44	-29.5	600,000-649,999	2	2	0.0	27	33	-18.2
650,000-699,999	5	10	-50.0	38	81	-53.1	650,000-699,999	2	5	-60.0	32	56	-42.9
700,000-749,999	7	5	40.0	30	56	-46.4	700,000-749,999	1	7	-85.7	28	48	-41.7
750,000-799,999	16	1	1500.0	49	47	4.3	750,000-799,999	3	0	N/A	41	33	24.2
800,000-849,999	5	12	-58.3	32	52	-38.5	800,000-849,999	3	3	0.0	28	37	-24.3
850,000-899,999	13	19	-31.6	66	78	-15.4	850,000-899,999	2	2	0.0	56	57	-1.8
900,000-949,999	8	3	166.7	35	38	-7.9	900,000-949,999	1	1	0.0	31	27	14.8
950,000-999,999	5	6	-16.7	32	49	-34.7	950,000-999,999	0	1	-100.0	28	40	-30.0
1,000,000-1,099,999	7	0	N/A	22	18	22.2	1,000,000-1,099,999	2	0	N/A	22	11	100.0
1,100,000-1,199,999	12	6	100.0	55	46	19.6	1,100,000-1,199,999	4	5	-20.0	38	32	18.8
1,200,000-1,299,999	20	15	33.3	69	68	1.5	1,200,000-1,299,999	2	9	-77.8	56	55	1.8
1,300,000-1,399,999	11	5	120.0	29	31	-6.5	1,300,000-1,399,999	3	3	0.0	24	20	20.0
1,400,000-1,499,999	2	2	0.0	15	36	-58.3	1,400,000-1,499,999	1	2	-50.0	13	24	-45.8
1,500,000-1,599,999	7	6	16.7	28	18	55.6	1,500,000-1,599,999	1	2	-50.0	23	16	43.8
1,600,000-1,699,999	5	3	66.7	16	19	-15.8	1,600,000-1,699,999	1	1	0.0	12	13	-7.7
1,700,000-1,799,999	2	5	-60.0	13	18	-27.8	1,700,000-1,799,999	0	0	0.0	12	16	-25.0
1,800,000-1,899,999	4	1	300.0	16	18	-11.1	1,800,000-1,899,999	2	1	100.0	16	11	45.5
1,900,000-1,999,999	5	4	25.0	22	26	-15.4	1,900,000-1,999,999	1	1	0.0	18	16	12.5
2,000,000-2,249,999	5	6	-16.7	19	26	-26.9	2,000,000-2,249,999	1	1	0.0	15	23	-34.8
2,250,000-2,499,999	11	9	22.2	33	43	-23.3	2,250,000-2,499,999	1	3	-66.7	26	31	-16.1
2,500,000-2,749,999	5	3	66.7	18	24	-25.0	2,500,000-2,749,999	1	2	-50.0	12	17	-29.4
2,750,000-2,999,999	5	5	0.0	19	19	0.0	2,750,000-2,999,999	1	3	-66.7	17	13	30.8
3,000,000-3,249,999	3	2	50.0	8	10	-20.0	3,000,000-3,249,999	0	0	0.0	6	5	20.0
3,250,000-3,499,999	4	2	100.0	26	20	30.0	3,250,000-3,499,999	1	0	N/A	22	8	175.0
3,500,000-3,749,999	2	2	0.0	3	7	-57.1	3,500,000-3,749,999	0	0	0.0	3	5	-40.0
3,750,000-3,999,999	4	3	33.3	10	19	-47.4	3,750,000-3,999,999	0	0	0.0	8	10	-20.0
4,000,000-4,249,999	0	0	0.0	6	0	N/A	4,000,000-4,249,999	0	0	0.0	5	0	N/A
4,250,000-4,499,999	0	0	0.0	0	2	-100.0	4,250,000-4,499,999	0	1	-100.0	0	1	-100.0
4,500,000-4,749,999	0	1	-100.0	3	1	200.0	4,500,000-4,749,999	0	0	0.0	2	1	100.0
4,750,000-4,999,999	4	2	100.0	6	5	20.0	4,750,000-4,999,999	0	0	0.0	3	4	-25.0
5,000,000+	7	6	16.7	17	12	41.7	5,000,000+	2	2	0.0	10	11	-9.1
<b>Totals</b>	<b>210</b>	<b>200</b>	<b>5.0</b>	<b>938</b>	<b>1308</b>	<b>-28.3</b>	<b>Totals</b>	<b>44</b>	<b>79</b>	<b>-44.3</b>	<b>771</b>	<b>951</b>	<b>-18.9</b>

Information is deemed to be reliable, but is not guaranteed. © 2022 MLS and FBS. Prepared by Florida Keys MLS, Inc. on Thursday, October 06, 2022 9:30 AM.