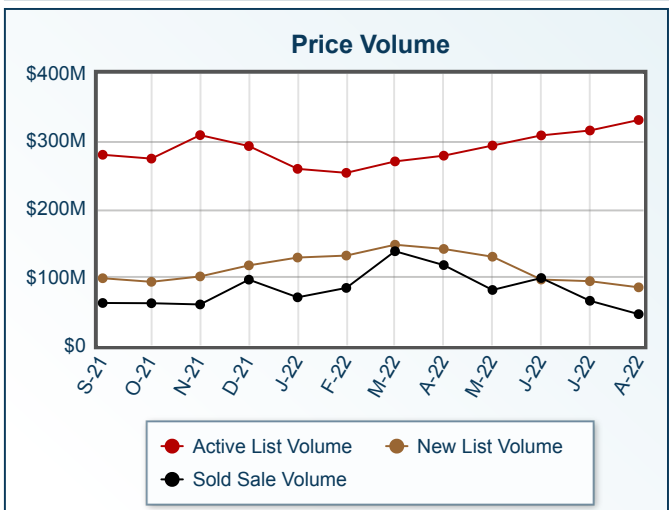
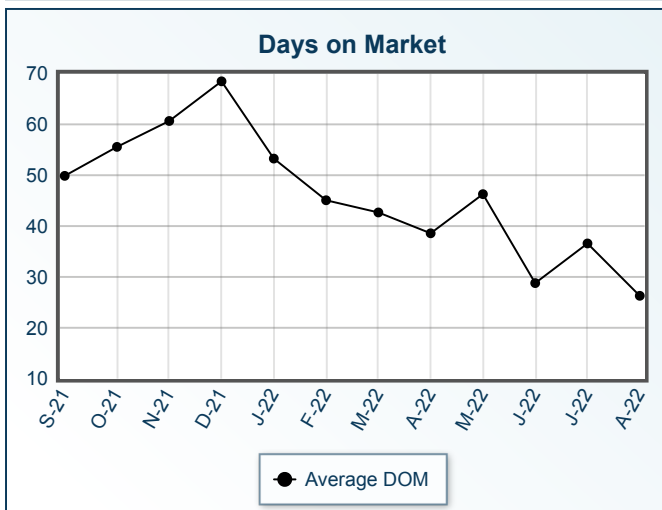
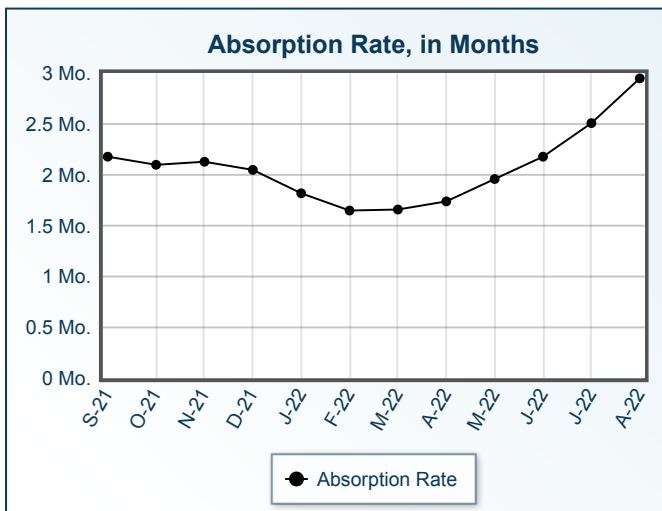
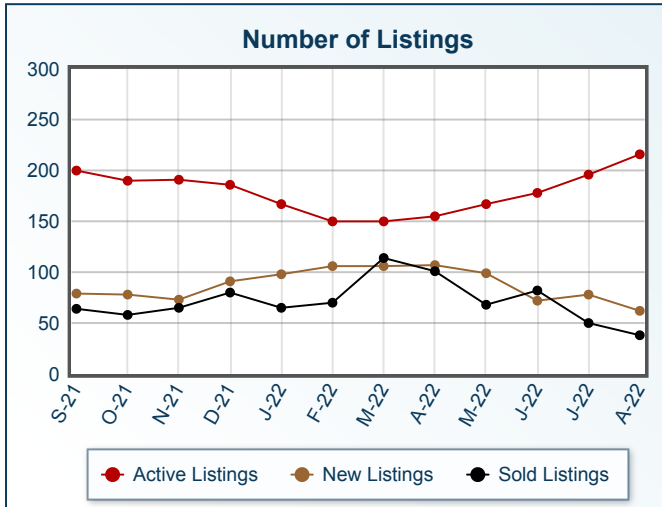


Market Summary

33040 Residential, August 2022



Summary Statistics						
	Aug-22	Aug-21	% Chg	2022 YTD	2021 YTD	% Chg
Absorption Rate	2.95	1.96	50.51	2.06	4.08	-49.51
Average List Price	\$1,536,311	\$1,433,327	7.18	\$1,365,838	\$1,174,503	16.29
Median List Price	\$1,195,000	\$985,000	21.32	\$990,000	\$849,000	16.61
Average Sale Price	\$1,210,824	\$898,435	34.77	\$1,198,604	\$1,040,677	15.18
Median Sale Price	\$890,000	\$795,000	11.95	\$900,000	\$765,000	17.65
Average DOM	26	54	-51.85	40	76	-47.37
Median DOM	14	39	-64.10	15	40	-62.50

	This Month			Year to Date		
	2022	2021	% Chg	2022	2021	% Chg
	0-99,999	0	0	0.0	0	0
100,000-149,999	0	0	0.0	8	0	N/A
150,000-199,999	1	0	N/A	10	3	233.3
200,000-249,999	0	1	-100.0	10	18	-44.4
250,000-299,999	0	2	-100.0	16	19	-15.8
300,000-349,999	1	2	-50.0	5	16	-68.7
350,000-399,999	0	2	-100.0	5	32	-84.4
400,000-449,999	0	3	-100.0	13	46	-71.7
450,000-499,999	0	1	-100.0	13	38	-65.8
500,000-549,999	1	4	-75.0	18	42	-57.1
550,000-599,999	1	4	-75.0	25	40	-37.5
600,000-649,999	3	2	50.0	27	43	-37.2
650,000-699,999	2	2	0.0	22	58	-62.1
700,000-749,999	1	4	-75.0	26	47	-44.7
750,000-799,999	2	5	-60.0	29	42	-31.0
800,000-849,999	4	6	-33.3	24	40	-40.0
850,000-899,999	5	3	66.7	42	35	20.0
900,000-949,999	2	3	-33.3	23	25	-8.0
950,000-999,999	1	2	-50.0	16	26	-38.5
1,000,000-1,099,999	1	2	-50.0	23	14	64.3
1,100,000-1,199,999	2	5	-60.0	31	23	34.8
1,200,000-1,299,999	4	2	100.0	31	29	6.9
1,300,000-1,399,999	0	0	0.0	14	24	-41.7
1,400,000-1,499,999	1	0	N/A	12	22	-45.5
1,500,000-1,599,999	0	0	0.0	18	7	157.1
1,600,000-1,699,999	0	2	-100.0	12	14	-14.3
1,700,000-1,799,999	1	1	0.0	16	13	23.1
1,800,000-1,899,999	0	0	0.0	9	16	-43.7
1,900,000-1,999,999	1	0	N/A	9	5	80.0
2,000,000-2,249,999	0	2	-100.0	13	30	-56.7
2,250,000-2,499,999	0	1	-100.0	16	19	-15.8
2,500,000-2,749,999	0	2	-100.0	9	13	-30.8
2,750,000-2,999,999	1	0	N/A	6	10	-40.0
3,000,000-3,249,999	0	0	0.0	8	8	0.0
3,250,000-3,499,999	1	0	N/A	13	4	225.0
3,500,000-3,749,999	0	0	0.0	4	3	33.3
3,750,000-3,999,999	1	0	N/A	5	5	0.0
4,000,000-4,249,999	0	0	0.0	1	0	N/A
4,250,000-4,499,999	0	0	0.0	0	1	-100.0
4,500,000-4,749,999	1	0	N/A	1	1	0.0
4,750,000-4,999,999	0	0	0.0	0	2	-100.0
5,000,000+	0	0	0.0	5	4	25.0
Totals	38	63	-39.7	588	837	-29.7

	This Month			Year to Date		
	2022	2021	% Chg	2022	2021	% Chg
	0-99,999	0	0	0.0	0	0
100,000-149,999	0	0	0.0	4	0	N/A
150,000-199,999	0	0	0.0	13	2	550.0
200,000-249,999	0	0	0.0	9	11	-18.2
250,000-299,999	0	2	-100.0	15	27	-44.4
300,000-349,999	1	2	-50.0	4	13	-69.2
350,000-399,999	0	1	-100.0	8	35	-77.1
400,000-449,999	1	1	0.0	9	38	-76.3
450,000-499,999	0	8	-100.0	13	52	-75.0
500,000-549,999	0	1	-100.0	18	37	-51.4
550,000-599,999	1	5	-80.0	18	39	-53.8
600,000-649,999	2	4	-50.0	25	36	-30.6
650,000-699,999	2	5	-60.0	28	62	-54.8
700,000-749,999	1	3	-66.7	14	40	-65.0
750,000-799,999	0	4	-100.0	30	38	-21.1
800,000-849,999	0	2	-100.0	18	28	-35.7
850,000-899,999	2	2	0.0	41	42	-2.4
900,000-949,999	3	3	0.0	24	26	-7.7
950,000-999,999	0	3	-100.0	17	31	-45.2
1,000,000-1,099,999	0	1	-100.0	12	13	-7.7
1,100,000-1,199,999	2	3	-33.3	32	23	39.1
1,200,000-1,299,999	2	5	-60.0	34	34	0.0
1,300,000-1,399,999	0	1	-100.0	9	19	-52.6
1,400,000-1,499,999	0	0	0.0	10	24	-58.3
1,500,000-1,599,999	1	1	0.0	18	6	200.0
1,600,000-1,699,999	0	0	0.0	7	12	-41.7
1,700,000-1,799,999	0	1	-100.0	7	11	-36.4
1,800,000-1,899,999	0	0	0.0	8	11	-27.3
1,900,000-1,999,999	0	1	-100.0	15	16	-6.2
2,000,000-2,249,999	0	2	-100.0	13	16	-18.7
2,250,000-2,499,999	0	1	-100.0	14	25	-44.0
2,500,000-2,749,999	1	2	-50.0	7	17	-58.8
2,750,000-2,999,999	0	1	-100.0	5	10	-50.0
3,000,000-3,249,999	1	1	0.0	5	5	0.0
3,250,000-3,499,999	1	1	0.0	19	6	216.7
3,500,000-3,749,999	0	1	-100.0	1	4	-75.0
3,750,000-3,999,999	0	1	-100.0	4	8	-50.0
4,000,000-4,249,999	0	0	0.0	4	0	N/A
4,250,000-4,499,999	0	0	0.0	0	0	0.0
4,500,000-4,749,999	1	0	N/A	1	0	N/A
4,750,000-4,999,999	0	0	0.0	0	3	-100.0
5,000,000+	0	0	0.0	4	3	33.3
Totals	22	69	-68.1	537	823	-34.8

Active Listings	This Month			Year to Date			New Listings	This Month			Year to Date		
	2022	2021	% Chg	2022	2021	% Chg		2022	2021	% Chg	2022	2021	% Chg
	0-99,999	0	0	0.0	6	1		500.0	0-99,999	0	0	0.0	6
100,000-149,999	0	1	-100.0	5	1	400.0	100,000-149,999	0	0	0.0	4	0	N/A
150,000-199,999	0	0	0.0	14	5	180.0	150,000-199,999	0	3	-100.0	8	4	100.0
200,000-249,999	1	4	-75.0	11	18	-38.9	200,000-249,999	0	3	-100.0	7	13	-46.2
250,000-299,999	1	5	-80.0	20	37	-45.9	250,000-299,999	0	4	-100.0	17	30	-43.3
300,000-349,999	1	1	0.0	4	16	-75.0	300,000-349,999	0	1	-100.0	4	7	-42.9
350,000-399,999	0	4	-100.0	11	44	-75.0	350,000-399,999	0	2	-100.0	6	25	-76.0
400,000-449,999	8	6	33.3	18	49	-63.3	400,000-449,999	2	1	100.0	15	38	-60.5
450,000-499,999	4	7	-42.9	20	73	-72.6	450,000-499,999	1	6	-83.3	16	55	-70.9
500,000-549,999	7	3	133.3	26	52	-50.0	500,000-549,999	0	3	-100.0	22	42	-47.6
550,000-599,999	9	9	0.0	30	59	-49.2	550,000-599,999	1	5	-80.0	25	40	-37.5
600,000-649,999	5	4	25.0	30	42	-28.6	600,000-649,999	4	3	33.3	26	31	-16.1
650,000-699,999	6	6	0.0	36	76	-52.6	650,000-699,999	2	7	-71.4	30	51	-41.2
700,000-749,999	7	4	75.0	26	49	-46.9	700,000-749,999	2	1	100.0	24	41	-41.5
750,000-799,999	9	1	800.0	47	47	0.0	750,000-799,999	8	2	300.0	39	33	18.2
800,000-849,999	8	10	-20.0	31	49	-36.7	800,000-849,999	4	3	33.3	27	34	-20.6
850,000-899,999	11	20	-45.0	62	76	-18.4	850,000-899,999	5	3	66.7	52	55	-5.5
900,000-949,999	9	3	200.0	35	37	-5.4	900,000-949,999	0	1	-100.0	31	26	19.2
950,000-999,999	9	9	0.0	32	48	-33.3	950,000-999,999	4	3	33.3	28	39	-28.2
1,000,000-1,099,999	3	2	50.0	17	18	-5.6	1,000,000-1,099,999	2	0	N/A	17	11	54.5
1,100,000-1,199,999	15	9	66.7	55	41	34.1	1,100,000-1,199,999	5	1	400.0	38	27	40.7
1,200,000-1,299,999	23	17	35.3	67	59	13.6	1,200,000-1,299,999	5	12	-58.3	54	46	17.4
1,300,000-1,399,999	8	5	60.0	25	28	-10.7	1,300,000-1,399,999	3	3	0.0	20	17	17.6
1,400,000-1,499,999	2	0	N/A	14	34	-58.8	1,400,000-1,499,999	0	0	0.0	12	22	-45.5
1,500,000-1,599,999	7	4	75.0	28	16	75.0	1,500,000-1,599,999	1	3	-66.7	23	14	64.3
1,600,000-1,699,999	4	2	100.0	15	18	-16.7	1,600,000-1,699,999	1	2	-50.0	11	12	-8.3
1,700,000-1,799,999	3	5	-40.0	13	18	-27.8	1,700,000-1,799,999	0	3	-100.0	12	16	-25.0
1,800,000-1,899,999	3	2	50.0	14	17	-17.6	1,800,000-1,899,999	0	1	-100.0	14	10	40.0
1,900,000-1,999,999	3	3	0.0	20	25	-20.0	1,900,000-1,999,999	1	2	-50.0	16	15	6.7
2,000,000-2,249,999	3	3	0.0	19	25	-24.0	2,000,000-2,249,999	2	4	-50.0	15	22	-31.8
2,250,000-2,499,999	12	5	140.0	30	40	-25.0	2,250,000-2,499,999	2	2	0.0	23	28	-17.9
2,500,000-2,749,999	7	2	250.0	19	22	-13.6	2,500,000-2,749,999	1	3	-66.7	13	15	-13.3
2,750,000-2,999,999	7	5	40.0	19	16	18.8	2,750,000-2,999,999	0	1	-100.0	17	10	70.0
3,000,000-3,249,999	3	3	0.0	8	10	-20.0	3,000,000-3,249,999	1	2	-50.0	6	5	20.0
3,250,000-3,499,999	3	4	-25.0	25	20	25.0	3,250,000-3,499,999	1	1	0.0	21	8	162.5
3,500,000-3,749,999	1	2	-50.0	3	7	-57.1	3,500,000-3,749,999	0	0	0.0	3	5	-40.0
3,750,000-3,999,999	4	4	0.0	10	19	-47.4	3,750,000-3,999,999	1	0	N/A	8	10	-20.0
4,000,000-4,249,999	0	0	0.0	6	0	N/A	4,000,000-4,249,999	0	0	0.0	5	0	N/A
4,250,000-4,499,999	0	0	0.0	0	1	-100.0	4,250,000-4,499,999	0	0	0.0	0	0	0.0
4,500,000-4,749,999	0	0	0.0	3	1	200.0	4,500,000-4,749,999	1	1	0.0	2	1	100.0
4,750,000-4,999,999	5	2	150.0	6	5	20.0	4,750,000-4,999,999	0	0	0.0	3	4	-25.0
5,000,000+	5	5	0.0	15	10	50.0	5,000,000+	2	2	0.0	8	9	-11.1
Totals	216	181	19.3	895	1229	-27.2	Totals	62	94	-34.0	728	872	-16.5

Information is deemed to be reliable, but is not guaranteed. © 2022 MLS and FBS. Prepared by Florida Keys MLS, Inc. on Thursday, September 01, 2022 9:44 AM.