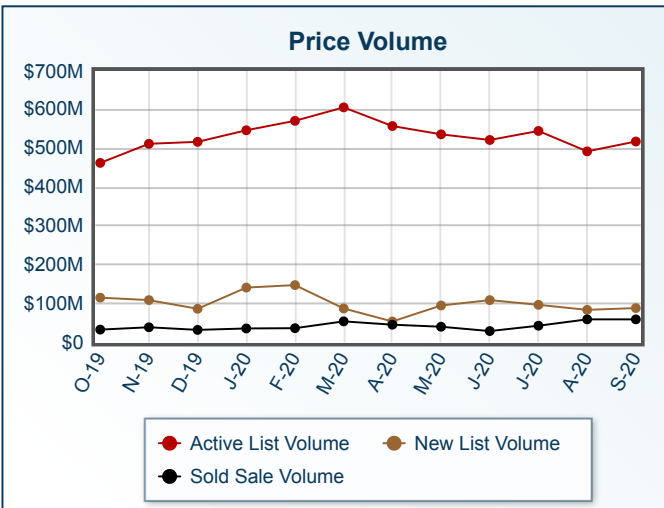
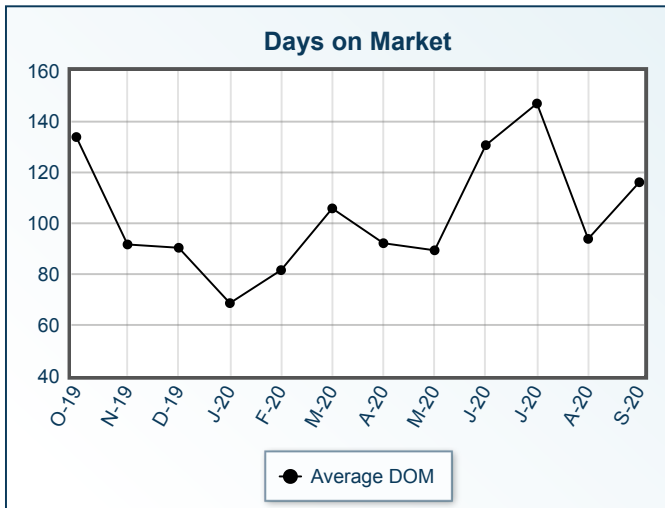
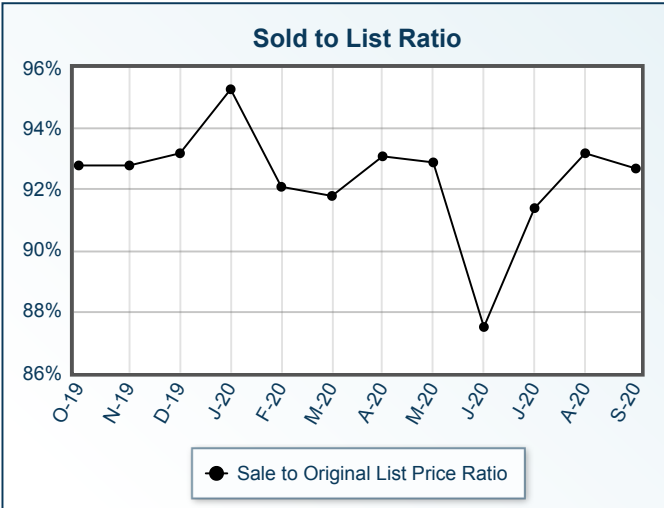
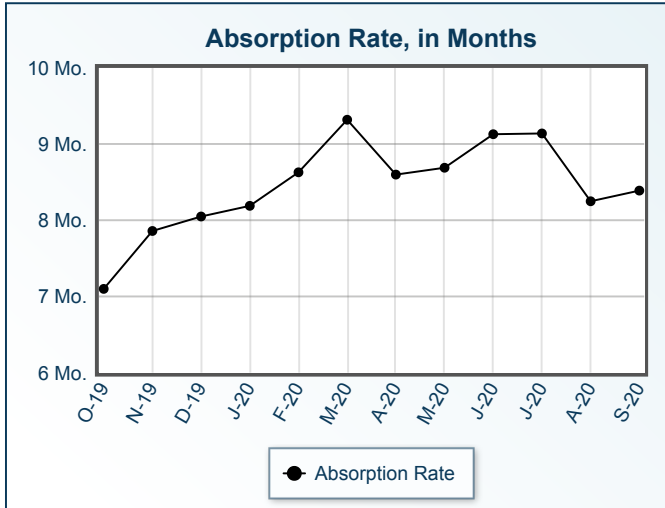
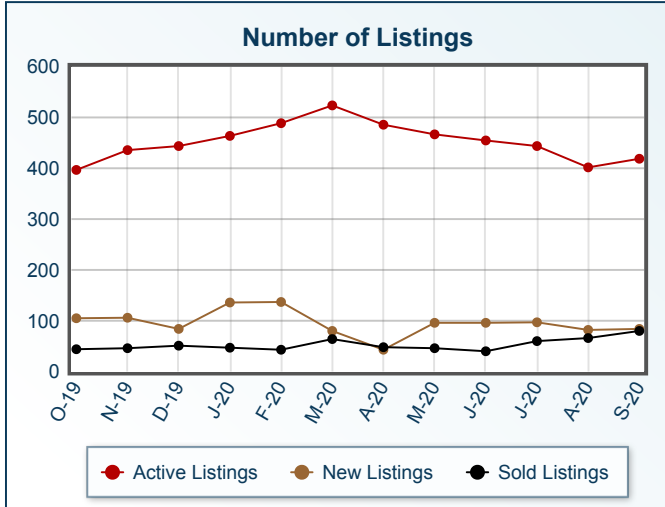


Market Summary

33040 Residential, September 2020



Summary Statistics						
	Sep-20	Sep-19	% Chg	2020 YTD	2019 YTD	% Chg
Absorption Rate	8.39	6.91	21.42	8.7	8.54	1.87
Average List Price	\$1,237,040	\$1,173,383	5.43	\$1,106,071	\$1,073,086	3.07
Median List Price	\$875,000	\$848,000	3.18	\$799,000	\$737,750	8.30
Average Sale Price	\$746,686	\$735,276	1.55	\$823,963	\$815,423	1.05
Median Sale Price	\$653,000	\$568,750	14.81	\$658,500	\$615,000	7.07
Average DOM	116	99	17.17	104	104	0.00
Median DOM	86	69	24.64	73	70	4.29

Sold Listings	This Month			Year to Date		
	2020	2019	% Chg	2020	2019	% Chg
0-99,999	0	0	0.0	1	0	N/A
100,000-149,999	2	0	N/A	4	4	0.0
150,000-199,999	1	1	0.0	8	15	-46.7
200,000-249,999	2	0	N/A	11	9	22.2
250,000-299,999	1	0	N/A	14	12	16.7
300,000-349,999	4	2	100.0	11	9	22.2
350,000-399,999	5	1	400.0	29	30	-3.3
400,000-449,999	4	7	-42.9	33	49	-32.7
450,000-499,999	4	4	0.0	33	43	-23.3
500,000-549,999	7	3	133.3	38	44	-13.6
550,000-599,999	6	7	-14.3	31	43	-27.9
600,000-649,999	4	3	33.3	27	38	-28.9
650,000-699,999	5	0	N/A	35	31	12.9
700,000-749,999	4	0	N/A	27	22	22.7
750,000-799,999	3	2	50.0	12	16	-25.0
800,000-849,999	3	1	200.0	23	13	76.9
850,000-899,999	5	1	400.0	23	21	9.5
900,000-949,999	6	2	200.0	15	19	-21.1
950,000-999,999	1	2	-50.0	9	13	-30.8
1,000,000-1,099,999	3	1	200.0	17	8	112.5
1,100,000-1,199,999	1	1	0.0	12	17	-29.4
1,200,000-1,299,999	0	1	-100.0	16	16	0.0
1,300,000-1,399,999	2	0	N/A	9	9	0.0
1,400,000-1,499,999	3	2	50.0	8	3	166.7
1,500,000-1,599,999	1	0	N/A	6	5	20.0
1,600,000-1,699,999	0	1	-100.0	5	3	66.7
1,700,000-1,799,999	1	1	0.0	7	6	16.7
1,800,000-1,899,999	0	0	0.0	3	4	-25.0
1,900,000-1,999,999	0	0	0.0	4	7	-42.9
2,000,000-2,249,999	0	0	0.0	6	10	-40.0
2,250,000-2,499,999	0	1	-100.0	5	7	-28.6
2,500,000-2,749,999	1	0	N/A	3	3	0.0
2,750,000-2,999,999	0	0	0.0	1	0	N/A
3,000,000-3,249,999	1	0	N/A	2	2	0.0
3,250,000-3,499,999	0	0	0.0	2	3	-33.3
3,500,000-3,749,999	0	0	0.0	0	1	-100.0
3,750,000-3,999,999	0	0	0.0	0	0	0.0
4,000,000-4,249,999	0	0	0.0	1	0	N/A
4,250,000-4,499,999	0	0	0.0	0	2	-100.0
4,500,000-4,749,999	0	0	0.0	1	0	N/A
4,750,000-4,999,999	0	0	0.0	0	0	0.0
5,000,000+	0	0	0.0	2	2	0.0
Totals	80	44	81.8	494	539	-8.3

Pending Listings	This Month			Year to Date		
	2020	2019	% Chg	2020	2019	% Chg
0-99,999	0	0	0.0	0	0	0.0
100,000-149,999	1	1	0.0	1	4	-75.0
150,000-199,999	0	1	-100.0	9	10	-10.0
200,000-249,999	1	2	-50.0	11	14	-21.4
250,000-299,999	1	2	-50.0	13	14	-7.1
300,000-349,999	0	1	-100.0	6	6	0.0
350,000-399,999	2	2	0.0	21	31	-32.3
400,000-449,999	2	6	-66.7	36	46	-21.7
450,000-499,999	2	3	-33.3	30	43	-30.2
500,000-549,999	5	2	150.0	30	34	-11.8
550,000-599,999	1	5	-80.0	35	51	-31.4
600,000-649,999	0	3	-100.0	21	34	-38.2
650,000-699,999	3	2	50.0	39	39	0.0
700,000-749,999	0	0	0.0	19	19	0.0
750,000-799,999	3	4	-25.0	24	23	4.3
800,000-849,999	3	1	200.0	15	10	50.0
850,000-899,999	1	0	N/A	30	18	66.7
900,000-949,999	0	0	0.0	4	14	-71.4
950,000-999,999	3	1	200.0	22	22	0.0
1,000,000-1,099,999	0	0	0.0	8	7	14.3
1,100,000-1,199,999	1	2	-50.0	17	14	21.4
1,200,000-1,299,999	0	2	-100.0	14	17	-17.6
1,300,000-1,399,999	1	0	N/A	9	10	-10.0
1,400,000-1,499,999	1	0	N/A	8	1	700.0
1,500,000-1,599,999	3	0	N/A	10	9	11.1
1,600,000-1,699,999	0	0	0.0	3	4	-25.0
1,700,000-1,799,999	0	2	-100.0	3	6	-50.0
1,800,000-1,899,999	0	0	0.0	8	1	700.0
1,900,000-1,999,999	0	0	0.0	6	7	-14.3
2,000,000-2,249,999	0	1	-100.0	1	7	-85.7
2,250,000-2,499,999	2	0	N/A	10	6	66.7
2,500,000-2,749,999	1	0	N/A	4	4	0.0
2,750,000-2,999,999	0	0	0.0	3	2	50.0
3,000,000-3,249,999	0	0	0.0	0	0	0.0
3,250,000-3,499,999	0	0	0.0	4	5	-20.0
3,500,000-3,749,999	0	0	0.0	0	2	-100.0
3,750,000-3,999,999	0	0	0.0	0	0	0.0
4,000,000-4,249,999	0	0	0.0	0	0	0.0
4,250,000-4,499,999	0	0	0.0	1	1	0.0
4,500,000-4,749,999	0	0	0.0	0	1	-100.0
4,750,000-4,999,999	0	0	0.0	0	1	-100.0
5,000,000+	0	0	0.0	3	2	50.0
Totals	37	43	-14.0	478	539	-11.3

Active Listings	This Month			Year to Date			New Listings	This Month			Year to Date		
	2020	2019	% Chg	2020	2019	% Chg		2020	2019	% Chg	2020	2019	% Chg
	0-99,999	0	2	-100.0	3	14		-78.6	0-99,999	0	1	-100.0	1
100,000-149,999	0	2	-100.0	3	6	-50.0	100,000-149,999	0	0	0.0	1	2	-50.0
150,000-199,999	1	3	-66.7	17	14	21.4	150,000-199,999	2	0	N/A	13	13	0.0
200,000-249,999	4	7	-42.9	20	26	-23.1	200,000-249,999	1	4	-75.0	12	19	-36.8
250,000-299,999	12	10	20.0	34	29	17.2	250,000-299,999	0	1	-100.0	20	19	5.3
300,000-349,999	8	5	60.0	19	20	-5.0	300,000-349,999	2	1	100.0	14	14	0.0
350,000-399,999	18	17	5.9	53	58	-8.6	350,000-399,999	6	3	100.0	39	37	5.4
400,000-449,999	21	22	-4.5	65	81	-19.8	400,000-449,999	5	4	25.0	47	64	-26.6
450,000-499,999	17	12	41.7	60	70	-14.3	450,000-499,999	3	2	50.0	42	43	-2.3
500,000-549,999	22	20	10.0	67	65	3.1	500,000-549,999	4	1	300.0	43	48	-10.4
550,000-599,999	20	22	-9.1	76	97	-21.6	550,000-599,999	8	4	100.0	56	57	-1.8
600,000-649,999	20	12	66.7	53	59	-10.2	600,000-649,999	2	3	-33.3	41	43	-4.7
650,000-699,999	25	19	31.6	79	75	5.3	650,000-699,999	3	1	200.0	53	41	29.3
700,000-749,999	12	17	-29.4	41	48	-14.6	700,000-749,999	3	1	200.0	28	27	3.7
750,000-799,999	12	17	-29.4	66	52	26.9	750,000-799,999	5	3	66.7	44	30	46.7
800,000-849,999	12	9	33.3	37	22	68.2	800,000-849,999	5	2	150.0	26	12	116.7
850,000-899,999	25	24	4.2	83	60	38.3	850,000-899,999	3	4	-25.0	54	36	50.0
900,000-949,999	4	6	-33.3	18	32	-43.7	900,000-949,999	0	1	-100.0	10	14	-28.6
950,000-999,999	22	17	29.4	62	55	12.7	950,000-999,999	4	3	33.3	40	26	53.8
1,000,000-1,099,999	12	4	200.0	26	17	52.9	1,000,000-1,099,999	2	0	N/A	18	9	100.0
1,100,000-1,199,999	16	20	-20.0	51	52	-1.9	1,100,000-1,199,999	3	10	-70.0	29	35	-17.1
1,200,000-1,299,999	19	15	26.7	47	48	-2.1	1,200,000-1,299,999	3	2	50.0	34	29	17.2
1,300,000-1,399,999	6	9	-33.3	22	28	-21.4	1,300,000-1,399,999	0	4	-100.0	12	15	-20.0
1,400,000-1,499,999	11	10	10.0	36	21	71.4	1,400,000-1,499,999	4	0	N/A	22	12	83.3
1,500,000-1,599,999	7	10	-30.0	26	30	-13.3	1,500,000-1,599,999	1	1	0.0	16	20	-20.0
1,600,000-1,699,999	4	8	-50.0	13	16	-18.7	1,600,000-1,699,999	1	1	0.0	6	13	-53.8
1,700,000-1,799,999	8	4	100.0	13	17	-23.5	1,700,000-1,799,999	0	1	-100.0	9	12	-25.0
1,800,000-1,899,999	2	4	-50.0	18	7	157.1	1,800,000-1,899,999	0	0	0.0	12	5	140.0
1,900,000-1,999,999	8	6	33.3	21	24	-12.5	1,900,000-1,999,999	2	2	0.0	15	13	15.4
2,000,000-2,249,999	7	6	16.7	22	19	15.8	2,000,000-2,249,999	2	1	100.0	12	12	0.0
2,250,000-2,499,999	13	8	62.5	34	24	41.7	2,250,000-2,499,999	5	1	400.0	19	13	46.2
2,500,000-2,749,999	5	8	-37.5	15	19	-21.1	2,500,000-2,749,999	0	4	-100.0	5	14	-64.3
2,750,000-2,999,999	10	9	11.1	22	15	46.7	2,750,000-2,999,999	3	0	N/A	16	5	220.0
3,000,000-3,249,999	5	4	25.0	9	4	125.0	3,000,000-3,249,999	1	0	N/A	7	2	250.0
3,250,000-3,499,999	12	3	300.0	20	15	33.3	3,250,000-3,499,999	0	0	0.0	15	8	87.5
3,500,000-3,749,999	2	2	0.0	5	6	-16.7	3,500,000-3,749,999	0	0	0.0	3	2	50.0
3,750,000-3,999,999	6	2	200.0	7	3	133.3	3,750,000-3,999,999	1	0	N/A	5	1	400.0
4,000,000-4,249,999	1	0	N/A	1	0	N/A	4,000,000-4,249,999	0	0	0.0	1	0	N/A
4,250,000-4,499,999	1	3	-66.7	5	5	0.0	4,250,000-4,499,999	0	0	0.0	1	3	-66.7
4,500,000-4,749,999	1	0	N/A	1	2	-50.0	4,500,000-4,749,999	0	0	0.0	1	1	0.0
4,750,000-4,999,999	2	4	-50.0	4	8	-50.0	4,750,000-4,999,999	0	0	0.0	1	4	-75.0
5,000,000+	5	5	0.0	14	17	-17.6	5,000,000+	0	0	0.0	8	11	-27.3
Totals	418	387	8.0	1288	1280	0.6	Totals	84	66	27.3	851	789	7.9

Information is deemed to be reliable, but is not guaranteed. © 2020 MLS and FBS. Prepared by Darla Frye-Guevremont on Monday, October 05, 2020 1:31 PM.