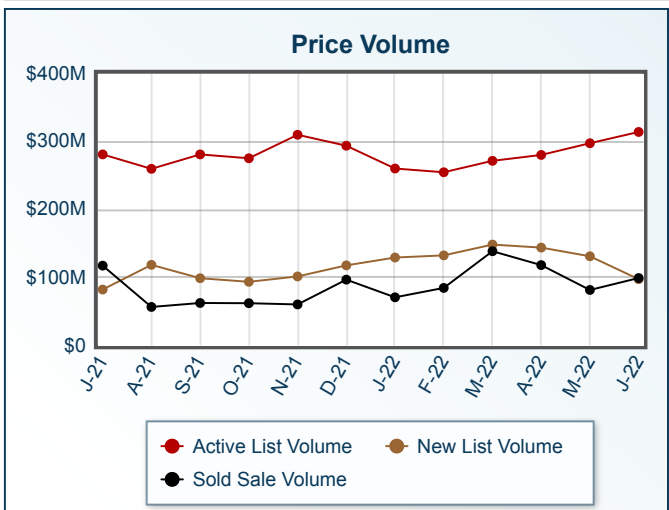
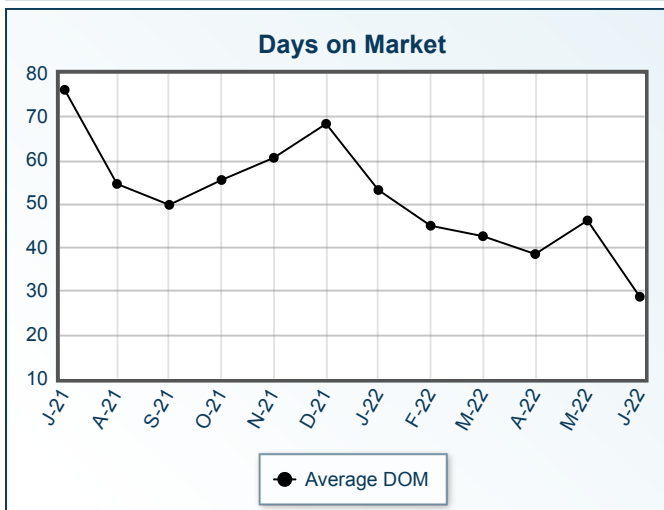
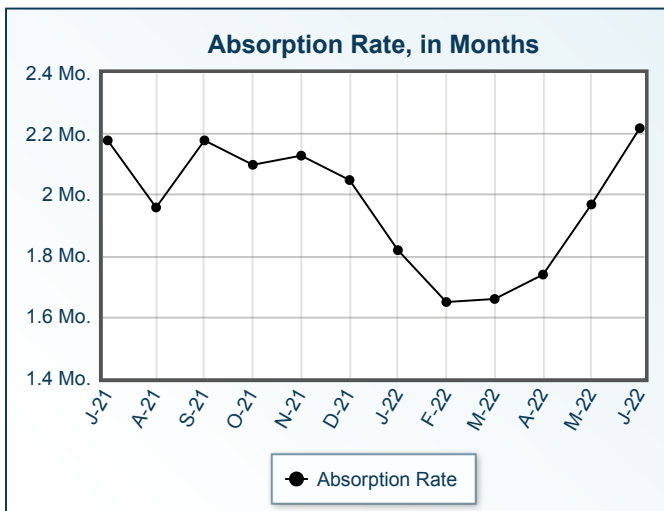
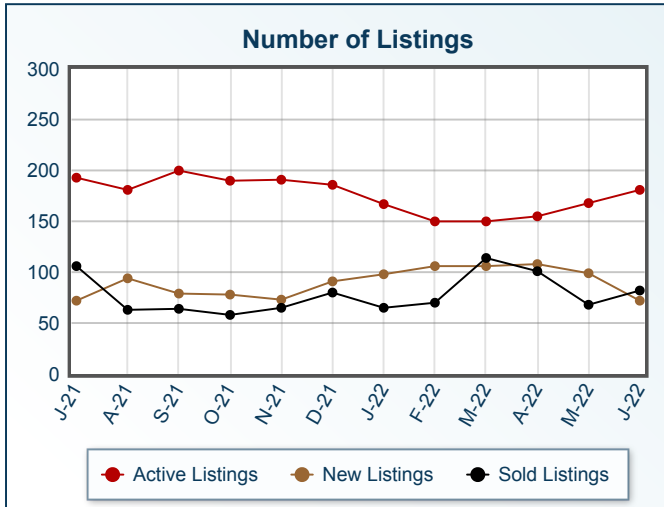


# Market Summary

33040 Residential, June 2022



Summary Statistics						
	Jun-22	Jun-21	% Chg	2022 YTD	2021 YTD	% Chg
Absorption Rate	2.22	2.52	-11.90	1.84	4.75	-61.26
Average List Price	\$1,736,098	\$1,383,908	25.45	\$1,384,357	\$1,169,869	18.33
Median List Price	\$1,250,000	\$929,000	34.55	\$995,000	\$849,450	17.13
Average Sale Price	\$1,209,596	\$1,024,373	18.08	\$1,186,144	\$1,043,449	13.68
Median Sale Price	\$935,000	\$752,000	24.34	\$901,950	\$762,000	18.37
Average DOM	28	79	-64.56	41	79	-48.10
Median DOM	13	42	-69.05	15	41	-63.41

Sold Listings	This Month			Year to Date			Pending Listings	This Month			Year to Date		
	2022	2021	% Chg	2022	2021	% Chg		2022	2021	% Chg	2022	2021	% Chg
	0-99,999	0	0	0.0	0	0		0.0	0-99,999	0	0	0.0	0
100,000-149,999	0	0	0.0	8	0	N/A	100,000-149,999	0	0	0.0	4	0	N/A
150,000-199,999	1	1	0.0	9	3	200.0	150,000-199,999	0	0	0.0	12	2	500.0
200,000-249,999	1	7	-85.7	8	15	-46.7	200,000-249,999	2	3	-33.3	9	11	-18.2
250,000-299,999	2	3	-33.3	14	14	0.0	250,000-299,999	4	5	-20.0	15	21	-28.6
300,000-349,999	0	3	-100.0	3	14	-78.6	300,000-349,999	0	2	-100.0	1	11	-90.9
350,000-399,999	1	2	-50.0	5	28	-82.1	350,000-399,999	0	3	-100.0	7	33	-78.8
400,000-449,999	1	3	-66.7	11	33	-66.7	400,000-449,999	0	4	-100.0	8	34	-76.5
450,000-499,999	3	7	-57.1	12	30	-60.0	450,000-499,999	2	3	-33.3	12	41	-70.7
500,000-549,999	0	3	-100.0	15	35	-57.1	500,000-549,999	2	3	-33.3	16	29	-44.8
550,000-599,999	5	8	-37.5	22	31	-29.0	550,000-599,999	2	4	-50.0	16	30	-46.7
600,000-649,999	1	4	-75.0	20	33	-39.4	600,000-649,999	2	2	0.0	21	27	-22.2
650,000-699,999	3	10	-70.0	20	50	-60.0	650,000-699,999	2	4	-50.0	24	55	-56.4
700,000-749,999	5	11	-54.5	22	37	-40.5	700,000-749,999	3	3	0.0	12	35	-65.7
750,000-799,999	4	7	-42.9	26	34	-23.5	750,000-799,999	1	5	-80.0	27	29	-6.9
800,000-849,999	3	4	-25.0	19	29	-34.5	800,000-849,999	3	1	200.0	16	23	-30.4
850,000-899,999	7	1	600.0	33	31	6.5	850,000-899,999	6	5	20.0	36	38	-5.3
900,000-949,999	4	3	33.3	20	16	25.0	900,000-949,999	0	4	-100.0	19	21	-9.5
950,000-999,999	5	5	0.0	15	19	-21.1	950,000-999,999	0	5	-100.0	17	23	-26.1
1,000,000-1,099,999	7	4	75.0	18	10	80.0	1,000,000-1,099,999	0	1	-100.0	11	11	0.0
1,100,000-1,199,999	2	2	0.0	28	16	75.0	1,100,000-1,199,999	3	3	0.0	28	15	86.7
1,200,000-1,299,999	3	5	-40.0	23	25	-8.0	1,200,000-1,299,999	3	2	50.0	27	27	0.0
1,300,000-1,399,999	2	4	-50.0	12	22	-45.5	1,300,000-1,399,999	0	5	-100.0	8	18	-55.6
1,400,000-1,499,999	2	7	-71.4	10	18	-44.4	1,400,000-1,499,999	0	3	-100.0	9	21	-57.1
1,500,000-1,599,999	4	1	300.0	16	3	433.3	1,500,000-1,599,999	2	0	N/A	14	5	180.0
1,600,000-1,699,999	3	1	200.0	12	9	33.3	1,600,000-1,699,999	0	3	-100.0	6	11	-45.5
1,700,000-1,799,999	3	2	50.0	14	12	16.7	1,700,000-1,799,999	0	2	-100.0	5	10	-50.0
1,800,000-1,899,999	1	3	-66.7	9	14	-35.7	1,800,000-1,899,999	0	1	-100.0	8	11	-27.3
1,900,000-1,999,999	1	1	0.0	6	3	100.0	1,900,000-1,999,999	2	2	0.0	14	15	-6.7
2,000,000-2,249,999	3	5	-40.0	12	27	-55.6	2,000,000-2,249,999	2	2	0.0	13	14	-7.1
2,250,000-2,499,999	0	1	-100.0	16	16	0.0	2,250,000-2,499,999	0	1	-100.0	13	22	-40.9
2,500,000-2,749,999	0	0	0.0	9	8	12.5	2,500,000-2,749,999	0	1	-100.0	6	13	-53.8
2,750,000-2,999,999	0	2	-100.0	5	10	-50.0	2,750,000-2,999,999	1	0	N/A	5	9	-44.4
3,000,000-3,249,999	0	1	-100.0	7	7	0.0	3,000,000-3,249,999	1	0	N/A	4	3	33.3
3,250,000-3,499,999	0	0	0.0	9	3	200.0	3,250,000-3,499,999	0	1	-100.0	15	5	200.0
3,500,000-3,749,999	1	1	0.0	4	3	33.3	3,500,000-3,749,999	0	0	0.0	1	2	-50.0
3,750,000-3,999,999	1	0	N/A	3	5	-40.0	3,750,000-3,999,999	2	0	N/A	4	7	-42.9
4,000,000-4,249,999	1	0	N/A	1	0	N/A	4,000,000-4,249,999	1	0	N/A	3	0	N/A
4,250,000-4,499,999	0	0	0.0	0	1	-100.0	4,250,000-4,499,999	0	0	0.0	0	0	0.0
4,500,000-4,749,999	0	0	0.0	0	0	0.0	4,500,000-4,749,999	0	0	0.0	0	0	0.0
4,750,000-4,999,999	0	2	-100.0	0	2	-100.0	4,750,000-4,999,999	0	1	-100.0	0	3	-100.0
5,000,000+	2	0	N/A	4	2	100.0	5,000,000+	2	1	100.0	3	2	50.0
Totals	82	124	-33.9	500	668	-25.1	Totals	48	85	-43.5	469	687	-31.7

Active Listings	This Month			Year to Date			New Listings	This Month			Year to Date		
	2022	2021	% Chg	2022	2021	% Chg		2022	2021	% Chg	2022	2021	% Chg
	0-99,999	0	0	0.0	6	1		500.0	0-99,999	0	0	0.0	6
100,000-149,999	0	1	-100.0	5	1	400.0	100,000-149,999	0	0	0.0	4	0	N/A
150,000-199,999	0	0	0.0	12	2	500.0	150,000-199,999	0	0	0.0	6	1	500.0
200,000-249,999	2	3	-33.3	11	15	-26.7	200,000-249,999	0	0	0.0	7	10	-30.0
250,000-299,999	1	5	-80.0	20	30	-33.3	250,000-299,999	4	1	300.0	17	23	-26.1
300,000-349,999	1	3	-66.7	2	15	-86.7	300,000-349,999	1	0	N/A	2	6	-66.7
350,000-399,999	2	4	-50.0	11	41	-73.2	350,000-399,999	0	2	-100.0	6	22	-72.7
400,000-449,999	3	9	-66.7	12	45	-73.3	400,000-449,999	0	5	-100.0	9	34	-73.5
450,000-499,999	5	6	-16.7	19	62	-69.4	450,000-499,999	2	5	-60.0	15	44	-65.9
500,000-549,999	2	7	-71.4	21	43	-51.2	500,000-549,999	3	5	-40.0	17	33	-48.5
550,000-599,999	6	8	-25.0	24	51	-52.9	550,000-599,999	2	9	-77.8	19	32	-40.6
600,000-649,999	2	3	-33.3	24	33	-27.3	600,000-649,999	2	2	0.0	20	22	-9.1
650,000-699,999	5	7	-28.6	31	66	-53.0	650,000-699,999	1	1	0.0	25	41	-39.0
700,000-749,999	6	6	0.0	20	43	-53.5	700,000-749,999	4	3	33.3	18	35	-48.6
750,000-799,999	8	9	-11.1	37	43	-14.0	750,000-799,999	1	2	-50.0	29	29	0.0
800,000-849,999	5	9	-44.4	23	42	-45.2	800,000-849,999	3	4	-25.0	19	27	-29.6
850,000-899,999	10	19	-47.4	52	71	-26.8	850,000-899,999	5	6	-16.7	42	50	-16.0
900,000-949,999	7	6	16.7	30	33	-9.1	900,000-949,999	4	4	0.0	26	22	18.2
950,000-999,999	4	10	-60.0	27	40	-32.5	950,000-999,999	4	6	-33.3	23	31	-25.8
1,000,000-1,099,999	1	2	-50.0	14	18	-22.2	1,000,000-1,099,999	2	2	0.0	14	11	27.3
1,100,000-1,199,999	11	12	-8.3	46	37	24.3	1,100,000-1,199,999	5	4	25.0	29	23	26.1
1,200,000-1,299,999	18	12	50.0	51	44	15.9	1,200,000-1,299,999	6	3	100.0	40	31	29.0
1,300,000-1,399,999	6	6	0.0	18	25	-28.0	1,300,000-1,399,999	3	2	50.0	13	14	-7.1
1,400,000-1,499,999	4	4	0.0	16	34	-52.9	1,400,000-1,499,999	1	2	-50.0	13	22	-40.9
1,500,000-1,599,999	7	5	40.0	26	12	116.7	1,500,000-1,599,999	5	2	150.0	20	10	100.0
1,600,000-1,699,999	3	2	50.0	12	14	-14.3	1,600,000-1,699,999	0	1	-100.0	8	8	0.0
1,700,000-1,799,999	7	4	75.0	13	15	-13.3	1,700,000-1,799,999	1	3	-66.7	12	13	-7.7
1,800,000-1,899,999	2	1	100.0	12	16	-25.0	1,800,000-1,899,999	0	2	-100.0	12	9	33.3
1,900,000-1,999,999	4	4	0.0	19	23	-17.4	1,900,000-1,999,999	2	1	100.0	15	13	15.4
2,000,000-2,249,999	5	3	66.7	17	21	-19.0	2,000,000-2,249,999	1	2	-50.0	13	18	-27.8
2,250,000-2,499,999	7	7	0.0	25	34	-26.5	2,250,000-2,499,999	1	1	0.0	18	22	-18.2
2,500,000-2,749,999	5	4	25.0	17	18	-5.6	2,500,000-2,749,999	1	1	0.0	11	11	0.0
2,750,000-2,999,999	8	3	166.7	18	14	28.6	2,750,000-2,999,999	2	3	-33.3	16	8	100.0
3,000,000-3,249,999	2	3	-33.3	6	8	-25.0	3,000,000-3,249,999	0	0	0.0	4	3	33.3
3,250,000-3,499,999	4	5	-20.0	21	18	16.7	3,250,000-3,499,999	1	1	0.0	17	6	183.3
3,500,000-3,749,999	1	3	-66.7	3	5	-40.0	3,500,000-3,749,999	0	1	-100.0	3	3	0.0
3,750,000-3,999,999	3	4	-25.0	9	18	-50.0	3,750,000-3,999,999	2	0	N/A	7	9	-22.2
4,000,000-4,249,999	1	0	N/A	6	0	N/A	4,000,000-4,249,999	1	0	N/A	5	0	N/A
4,250,000-4,499,999	0	0	0.0	0	1	-100.0	4,250,000-4,499,999	0	0	0.0	0	0	0.0
4,500,000-4,749,999	2	0	N/A	2	0	N/A	4,500,000-4,749,999	0	0	0.0	1	0	N/A
4,750,000-4,999,999	4	1	300.0	5	4	25.0	4,750,000-4,999,999	1	0	N/A	2	3	-33.3
5,000,000+	7	5	40.0	13	8	62.5	5,000,000+	1	2	-50.0	6	7	-14.3
Totals	181	205	-11.7	756	1064	-28.9	Totals	72	88	-18.2	589	707	-16.7

Information is deemed to be reliable, but is not guaranteed. © 2022 MLS and FBS. Prepared by Florida Keys MLS, Inc. on Thursday, August 04, 2022 9:40 AM.