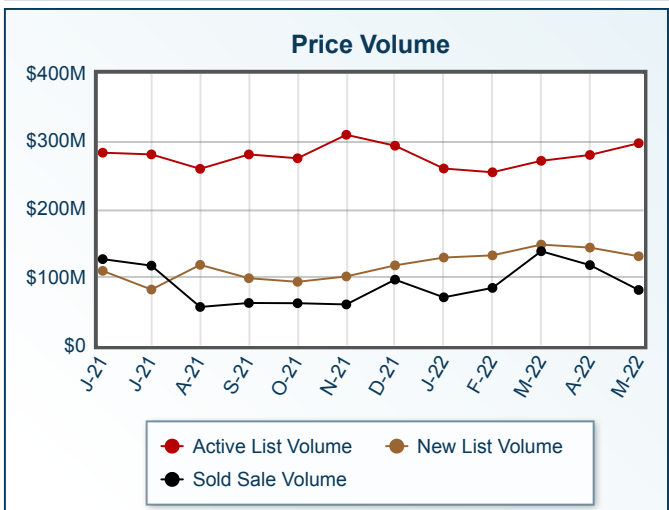
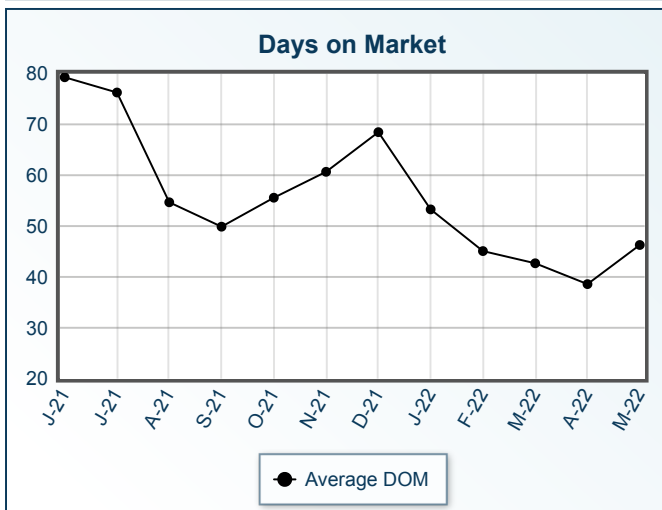
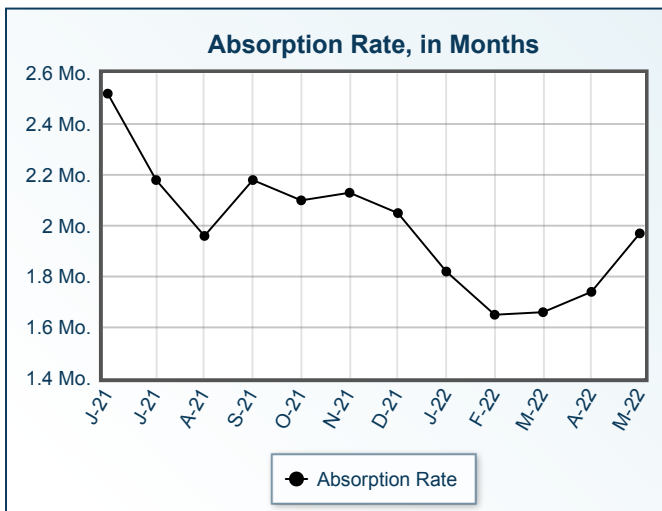
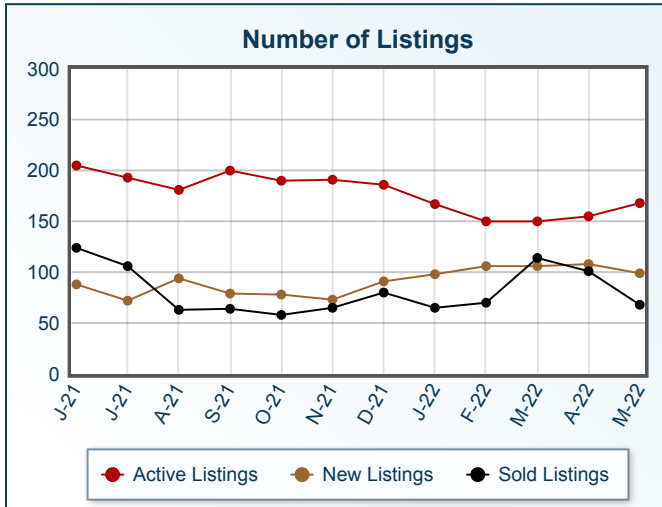


Market Summary

33040 Residential, May 2022



Summary Statistics						
	May-22	May-21	% Chg	2022 YTD	2021 YTD	% Chg
Absorption Rate	1.97	3.21	-38.63	1.77	5.19	-65.90
Average List Price	\$1,771,681	\$1,318,678	34.35	\$1,387,556	\$1,162,893	19.32
Median List Price	\$1,285,000	\$899,000	42.94	\$995,000	\$844,500	17.82
Average Sale Price	\$1,200,094	\$1,114,641	7.67	\$1,181,543	\$1,047,797	12.76
Median Sale Price	\$939,500	\$750,000	25.27	\$899,500	\$765,000	17.58
Average DOM	46	70	-34.29	44	79	-44.30
Median DOM	20	33	-39.39	15	41	-63.41

Sold Listings	This Month			Year to Date			Pending Listings	This Month			Year to Date		
	2022	2021	% Chg	2022	2021	% Chg		2022	2021	% Chg	2022	2021	% Chg
	0-99,999	0	0	0.0	0	0		0.0	0-99,999	0	0	0.0	0
100,000-149,999	0	0	0.0	8	0	N/A	100,000-149,999	0	0	0.0	4	0	N/A
150,000-199,999	1	0	N/A	8	2	300.0	150,000-199,999	0	0	0.0	12	2	500.0
200,000-249,999	0	2	-100.0	7	8	-12.5	200,000-249,999	2	1	100.0	7	8	-12.5
250,000-299,999	2	0	N/A	12	11	9.1	250,000-299,999	2	5	-60.0	11	16	-31.2
300,000-349,999	1	3	-66.7	3	11	-72.7	300,000-349,999	0	1	-100.0	1	9	-88.9
350,000-399,999	1	5	-80.0	4	26	-84.6	350,000-399,999	2	5	-60.0	7	30	-76.7
400,000-449,999	1	4	-75.0	10	30	-66.7	400,000-449,999	0	9	-100.0	8	30	-73.3
450,000-499,999	0	4	-100.0	9	23	-60.9	450,000-499,999	1	6	-83.3	10	38	-73.7
500,000-549,999	2	8	-75.0	15	32	-53.1	500,000-549,999	4	2	100.0	14	26	-46.2
550,000-599,999	4	4	0.0	17	23	-26.1	550,000-599,999	3	6	-50.0	14	26	-46.2
600,000-649,999	1	5	-80.0	19	29	-34.5	600,000-649,999	2	8	-75.0	19	25	-24.0
650,000-699,999	4	11	-63.6	17	40	-57.5	650,000-699,999	1	5	-80.0	22	51	-56.9
700,000-749,999	1	8	-87.5	17	26	-34.6	700,000-749,999	1	9	-88.9	9	32	-71.9
750,000-799,999	4	9	-55.6	22	27	-18.5	750,000-799,999	2	3	-33.3	26	24	8.3
800,000-849,999	1	4	-75.0	16	25	-36.0	800,000-849,999	1	2	-50.0	13	22	-40.9
850,000-899,999	7	5	40.0	26	30	-13.3	850,000-899,999	8	2	300.0	30	33	-9.1
900,000-949,999	5	0	N/A	16	13	23.1	900,000-949,999	4	3	33.3	19	17	11.8
950,000-999,999	3	3	0.0	10	14	-28.6	950,000-999,999	6	3	100.0	17	18	-5.6
1,000,000-1,099,999	3	0	N/A	11	6	83.3	1,000,000-1,099,999	3	3	0.0	11	10	10.0
1,100,000-1,199,999	6	0	N/A	26	14	85.7	1,100,000-1,199,999	4	1	300.0	25	12	108.3
1,200,000-1,299,999	3	6	-50.0	20	20	0.0	1,200,000-1,299,999	5	8	-37.5	24	25	-4.0
1,300,000-1,399,999	3	4	-25.0	10	18	-44.4	1,300,000-1,399,999	0	3	-100.0	8	13	-38.5
1,400,000-1,499,999	1	1	0.0	8	11	-27.3	1,400,000-1,499,999	3	3	0.0	9	18	-50.0
1,500,000-1,599,999	1	0	N/A	12	2	500.0	1,500,000-1,599,999	2	2	0.0	12	5	140.0
1,600,000-1,699,999	0	3	-100.0	9	8	12.5	1,600,000-1,699,999	0	4	-100.0	6	8	-25.0
1,700,000-1,799,999	2	5	-60.0	11	10	10.0	1,700,000-1,799,999	1	1	0.0	5	8	-37.5
1,800,000-1,899,999	0	1	-100.0	8	11	-27.3	1,800,000-1,899,999	0	2	-100.0	8	10	-20.0
1,900,000-1,999,999	0	0	0.0	5	2	150.0	1,900,000-1,999,999	3	0	N/A	12	13	-7.7
2,000,000-2,249,999	1	6	-83.3	9	22	-59.1	2,000,000-2,249,999	4	3	33.3	11	12	-8.3
2,250,000-2,499,999	3	6	-50.0	16	15	6.7	2,250,000-2,499,999	0	2	-100.0	13	21	-38.1
2,500,000-2,749,999	2	2	0.0	9	8	12.5	2,500,000-2,749,999	0	3	-100.0	6	12	-50.0
2,750,000-2,999,999	0	3	-100.0	5	8	-37.5	2,750,000-2,999,999	0	1	-100.0	4	9	-55.6
3,000,000-3,249,999	3	1	200.0	7	6	16.7	3,000,000-3,249,999	1	0	N/A	3	3	0.0
3,250,000-3,499,999	1	0	N/A	9	3	200.0	3,250,000-3,499,999	0	0	0.0	15	4	275.0
3,500,000-3,749,999	1	1	0.0	3	2	50.0	3,500,000-3,749,999	0	1	-100.0	1	2	-50.0
3,750,000-3,999,999	0	1	-100.0	2	5	-60.0	3,750,000-3,999,999	1	1	0.0	2	7	-71.4
4,000,000-4,249,999	0	0	0.0	0	0	0.0	4,000,000-4,249,999	0	0	0.0	2	0	N/A
4,250,000-4,499,999	0	0	0.0	0	1	-100.0	4,250,000-4,499,999	0	0	0.0	0	0	0.0
4,500,000-4,749,999	0	0	0.0	0	0	0.0	4,500,000-4,749,999	0	0	0.0	0	0	0.0
4,750,000-4,999,999	0	0	0.0	0	0	0.0	4,750,000-4,999,999	0	1	-100.0	0	2	-100.0
5,000,000+	0	0	0.0	2	2	0.0	5,000,000+	0	0	0.0	1	1	0.0
Totals	68	115	-40.9	418	544	-23.2	Totals	66	109	-39.4	421	602	-30.1

Active Listings	This Month			Year to Date			New Listings	This Month			Year to Date		
	2022	2021	% Chg	2022	2021	% Chg		2022	2021	% Chg	2022	2021	% Chg
	0-99,999	0	0	0.0	6	1		500.0	0-99,999	0	1	-100.0	6
100,000-149,999	0	1	-100.0	5	1	400.0	100,000-149,999	0	0	0.0	4	0	N/A
150,000-199,999	0	0	0.0	12	2	500.0	150,000-199,999	0	0	0.0	6	1	500.0
200,000-249,999	2	4	-50.0	11	15	-26.7	200,000-249,999	1	3	-66.7	7	10	-30.0
250,000-299,999	1	11	-90.9	16	29	-44.8	250,000-299,999	2	3	-33.3	13	22	-40.9
300,000-349,999	0	5	-100.0	1	15	-93.3	300,000-349,999	0	0	0.0	1	6	-83.3
350,000-399,999	3	7	-57.1	11	39	-71.8	350,000-399,999	1	1	0.0	6	20	-70.0
400,000-449,999	3	10	-70.0	12	40	-70.0	400,000-449,999	2	6	-66.7	9	29	-69.0
450,000-499,999	5	10	-50.0	17	57	-70.2	450,000-499,999	4	4	0.0	13	39	-66.7
500,000-549,999	4	5	-20.0	18	38	-52.6	500,000-549,999	3	1	200.0	14	28	-50.0
550,000-599,999	7	12	-41.7	22	42	-47.6	550,000-599,999	5	2	150.0	17	23	-26.1
600,000-649,999	2	7	-71.4	22	31	-29.0	600,000-649,999	5	4	25.0	18	20	-10.0
650,000-699,999	7	7	0.0	30	65	-53.8	650,000-699,999	4	6	-33.3	24	40	-40.0
700,000-749,999	6	7	-14.3	16	40	-60.0	700,000-749,999	3	4	-25.0	14	32	-56.2
750,000-799,999	6	12	-50.0	36	41	-12.2	750,000-799,999	6	3	100.0	28	27	3.7
800,000-849,999	4	8	-50.0	20	38	-47.4	800,000-849,999	1	3	-66.7	16	23	-30.4
850,000-899,999	10	20	-50.0	47	65	-27.7	850,000-899,999	10	8	25.0	37	44	-15.9
900,000-949,999	5	5	0.0	26	29	-10.3	900,000-949,999	4	3	33.3	22	18	22.2
950,000-999,999	5	14	-64.3	23	34	-32.4	950,000-999,999	3	2	50.0	19	25	-24.0
1,000,000-1,099,999	0	4	-100.0	12	16	-25.0	1,000,000-1,099,999	2	2	0.0	12	9	33.3
1,100,000-1,199,999	7	12	-41.7	41	33	24.2	1,100,000-1,199,999	4	6	-33.3	24	19	26.3
1,200,000-1,299,999	15	14	7.1	45	41	9.8	1,200,000-1,299,999	9	4	125.0	34	28	21.4
1,300,000-1,399,999	4	6	-33.3	15	23	-34.8	1,300,000-1,399,999	2	4	-50.0	10	12	-16.7
1,400,000-1,499,999	5	5	0.0	15	32	-53.1	1,400,000-1,499,999	2	2	0.0	12	20	-40.0
1,500,000-1,599,999	6	2	200.0	21	10	110.0	1,500,000-1,599,999	2	2	0.0	15	8	87.5
1,600,000-1,699,999	3	3	0.0	12	13	-7.7	1,600,000-1,699,999	1	4	-75.0	8	7	14.3
1,700,000-1,799,999	7	4	75.0	12	12	0.0	1,700,000-1,799,999	1	2	-50.0	11	10	10.0
1,800,000-1,899,999	1	3	-66.7	12	14	-14.3	1,800,000-1,899,999	1	0	N/A	12	7	71.4
1,900,000-1,999,999	2	3	-33.3	17	22	-22.7	1,900,000-1,999,999	4	1	300.0	13	12	8.3
2,000,000-2,249,999	6	3	100.0	16	19	-15.8	2,000,000-2,249,999	3	4	-25.0	12	16	-25.0
2,250,000-2,499,999	7	8	-12.5	24	33	-27.3	2,250,000-2,499,999	2	1	100.0	17	21	-19.0
2,500,000-2,749,999	5	3	66.7	16	17	-5.9	2,500,000-2,749,999	2	3	-33.3	10	10	0.0
2,750,000-2,999,999	7	2	250.0	16	11	45.5	2,750,000-2,999,999	2	1	100.0	14	5	180.0
3,000,000-3,249,999	2	4	-50.0	6	8	-25.0	3,000,000-3,249,999	2	0	N/A	4	3	33.3
3,250,000-3,499,999	3	6	-50.0	20	17	17.6	3,250,000-3,499,999	0	0	0.0	16	5	220.0
3,500,000-3,749,999	1	2	-50.0	3	4	-25.0	3,500,000-3,749,999	1	1	0.0	3	2	50.0
3,750,000-3,999,999	2	7	-71.4	7	18	-61.1	3,750,000-3,999,999	3	0	N/A	5	9	-44.4
4,000,000-4,249,999	0	0	0.0	5	0	N/A	4,000,000-4,249,999	1	0	N/A	4	0	N/A
4,250,000-4,499,999	0	0	0.0	0	1	-100.0	4,250,000-4,499,999	0	0	0.0	0	0	0.0
4,500,000-4,749,999	2	0	N/A	2	0	N/A	4,500,000-4,749,999	0	0	0.0	1	0	N/A
4,750,000-4,999,999	4	2	100.0	4	4	0.0	4,750,000-4,999,999	0	0	0.0	1	3	-66.7
5,000,000+	9	5	80.0	12	6	100.0	5,000,000+	1	0	N/A	5	5	0.0
Totals	168	243	-30.9	684	976	-29.9	Totals	99	91	8.8	517	619	-16.5

Information is deemed to be reliable, but is not guaranteed. © 2022 MLS and FBS. Prepared by Florida Keys MLS, Inc. on Thursday, August 04, 2022 9:42 AM.