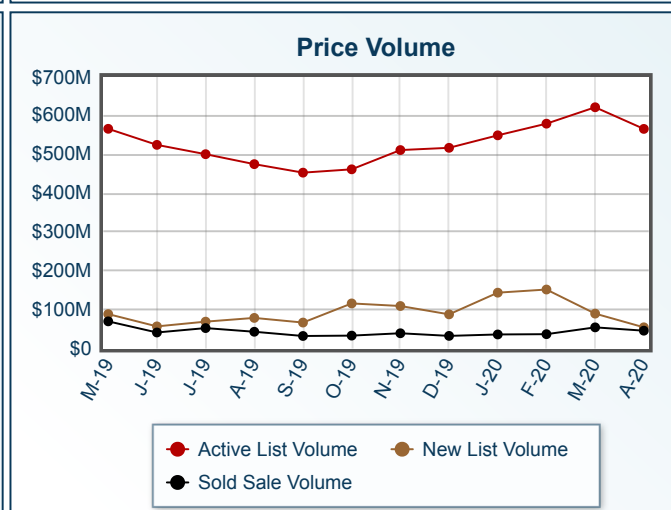
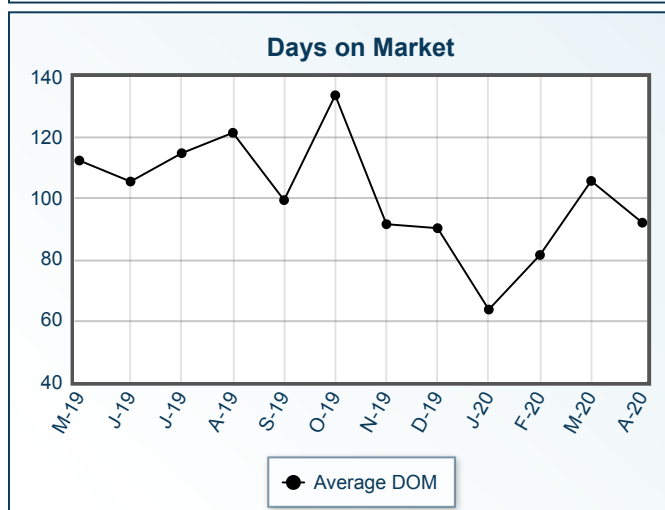
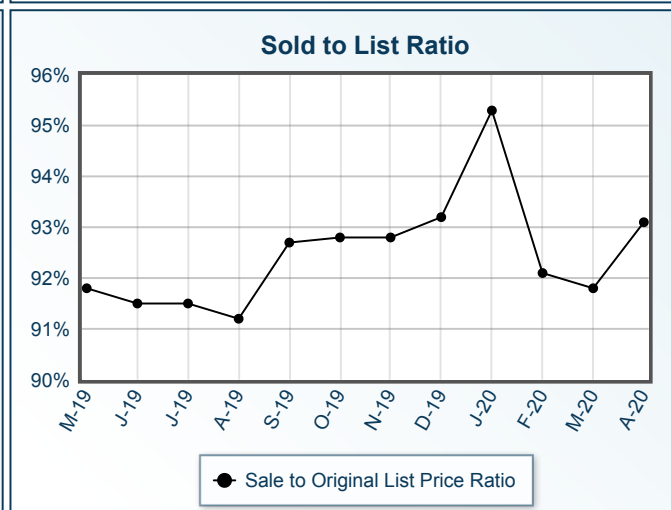
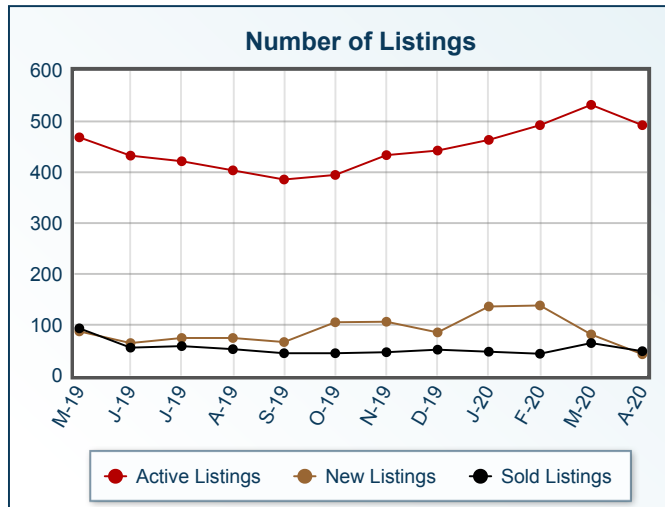


Market Summary

33040 Residential, April 2020



Summary Statistics						
	Apr-20	Apr-19	% Chg	2020 YTD	2019 YTD	% Chg
Absorption Rate	8.73	9.39	-7.03	8.78	9.73	-9.76
Average List Price	\$1,148,564	\$1,157,246	-0.75	\$1,150,606	\$1,107,163	3.92
Median List Price	\$841,500	\$799,000	5.32	\$827,000	\$749,000	10.41
Average Sale Price	\$958,745	\$742,833	29.07	\$861,022	\$842,580	2.19
Median Sale Price	\$637,500	\$650,000	-1.92	\$675,000	\$630,000	7.14
Average DOM	92	111	-17.12	87	94	-7.45
Median DOM	53	98	-45.92	57	61	-6.56

Sold Listings	This Month			Year to Date			Pending Listings	This Month			Year to Date		
	2020	2019	% Chg	2020	2019	% Chg		2020	2019	% Chg	2020	2019	% Chg
	0-99,999	0	0	0.0	1	0		N/A	0-99,999	0	0	0.0	0
100,000-149,999	0	0	0.0	1	3	-66.7	100,000-149,999	0	0	0.0	0	2	-100.0
150,000-199,999	1	7	-85.7	2	10	-80.0	150,000-199,999	0	2	-100.0	3	6	-50.0
200,000-249,999	0	1	-100.0	4	4	0.0	200,000-249,999	0	0	0.0	2	6	-66.7
250,000-299,999	2	0	N/A	5	10	-50.0	250,000-299,999	1	0	N/A	4	9	-55.6
300,000-349,999	0	3	-100.0	6	7	-14.3	300,000-349,999	0	2	-100.0	2	3	-33.3
350,000-399,999	2	5	-60.0	10	14	-28.6	350,000-399,999	0	5	-100.0	8	18	-55.6
400,000-449,999	4	6	-33.3	16	16	0.0	400,000-449,999	1	7	-85.7	12	18	-33.3
450,000-499,999	4	3	33.3	11	15	-26.7	450,000-499,999	4	5	-20.0	13	19	-31.6
500,000-549,999	4	4	0.0	15	15	0.0	500,000-549,999	1	6	-83.3	10	11	-9.1
550,000-599,999	4	6	-33.3	10	12	-16.7	550,000-599,999	2	10	-80.0	14	23	-39.1
600,000-649,999	4	5	-20.0	16	21	-23.8	600,000-649,999	0	4	-100.0	10	19	-47.4
650,000-699,999	2	9	-77.8	12	17	-29.4	650,000-699,999	5	8	-37.5	14	27	-48.1
700,000-749,999	1	4	-75.0	10	10	0.0	700,000-749,999	1	8	-87.5	6	13	-53.8
750,000-799,999	0	1	-100.0	5	6	-16.7	750,000-799,999	0	2	-100.0	5	9	-44.4
800,000-849,999	1	3	-66.7	8	5	60.0	800,000-849,999	0	2	-100.0	4	6	-33.3
850,000-899,999	6	6	0.0	11	11	0.0	850,000-899,999	3	1	200.0	17	15	13.3
900,000-949,999	0	3	-100.0	7	9	-22.2	900,000-949,999	0	4	-100.0	2	10	-80.0
950,000-999,999	0	0	0.0	3	4	-25.0	950,000-999,999	0	3	-100.0	10	14	-28.6
1,000,000-1,099,999	2	3	-33.3	8	5	60.0	1,000,000-1,099,999	0	0	0.0	3	2	50.0
1,100,000-1,199,999	0	2	-100.0	7	6	16.7	1,100,000-1,199,999	1	0	N/A	9	7	28.6
1,200,000-1,299,999	2	2	0.0	8	7	14.3	1,200,000-1,299,999	0	1	-100.0	5	3	66.7
1,300,000-1,399,999	1	2	-50.0	5	5	0.0	1,300,000-1,399,999	0	2	-100.0	6	5	20.0
1,400,000-1,499,999	0	0	0.0	1	0	N/A	1,400,000-1,499,999	1	1	0.0	2	1	100.0
1,500,000-1,599,999	2	1	100.0	3	2	50.0	1,500,000-1,599,999	0	0	0.0	2	3	-33.3
1,600,000-1,699,999	0	0	0.0	0	1	-100.0	1,600,000-1,699,999	0	0	0.0	0	2	-100.0
1,700,000-1,799,999	2	1	100.0	4	1	300.0	1,700,000-1,799,999	0	2	-100.0	0	3	-100.0
1,800,000-1,899,999	0	0	0.0	1	1	0.0	1,800,000-1,899,999	0	0	0.0	4	0	N/A
1,900,000-1,999,999	1	2	-50.0	2	4	-50.0	1,900,000-1,999,999	0	3	-100.0	2	7	-71.4
2,000,000-2,249,999	0	1	-100.0	0	5	-100.0	2,000,000-2,249,999	0	0	0.0	0	4	-100.0
2,250,000-2,499,999	1	0	N/A	3	3	0.0	2,250,000-2,499,999	0	2	-100.0	1	3	-66.7
2,500,000-2,749,999	0	0	0.0	2	1	100.0	2,500,000-2,749,999	0	0	0.0	2	3	-33.3
2,750,000-2,999,999	0	0	0.0	0	0	0.0	2,750,000-2,999,999	1	0	N/A	2	0	N/A
3,000,000-3,249,999	0	0	0.0	1	1	0.0	3,000,000-3,249,999	0	0	0.0	0	0	0.0
3,250,000-3,499,999	1	1	0.0	1	2	-50.0	3,250,000-3,499,999	1	0	N/A	2	2	0.0
3,500,000-3,749,999	0	0	0.0	0	1	-100.0	3,500,000-3,749,999	0	0	0.0	0	2	-100.0
3,750,000-3,999,999	0	0	0.0	0	0	0.0	3,750,000-3,999,999	0	0	0.0	0	0	0.0
4,000,000-4,249,999	0	0	0.0	1	0	N/A	4,000,000-4,249,999	0	0	0.0	0	0	0.0
4,250,000-4,499,999	0	0	0.0	0	1	-100.0	4,250,000-4,499,999	0	0	0.0	1	0	N/A
4,500,000-4,749,999	0	0	0.0	1	0	N/A	4,500,000-4,749,999	0	0	0.0	0	1	-100.0
4,750,000-4,999,999	0	0	0.0	0	0	0.0	4,750,000-4,999,999	0	0	0.0	0	0	0.0
5,000,000+	1	0	N/A	1	2	-50.0	5,000,000+	1	0	N/A	2	2	0.0
Totals	48	81	-40.7	202	237	-14.8	Totals	23	80	-71.2	179	278	-35.6

Active Listings	This Month			Year to Date			New Listings	This Month			Year to Date		
	2020	2019	% Chg	2020	2019	% Chg		2020	2019	% Chg	2020	2019	% Chg
	0-99,999	0	1	-100.0	2	11		-81.8	0-99,999	0	1	-100.0	0
100,000-149,999	0	4	-100.0	2	6	-66.7	100,000-149,999	0	1	-100.0	0	2	-100.0
150,000-199,999	6	4	50.0	11	10	10.0	150,000-199,999	0	1	-100.0	7	9	-22.2
200,000-249,999	7	8	-12.5	12	17	-29.4	200,000-249,999	1	0	N/A	4	10	-60.0
250,000-299,999	17	12	41.7	25	22	13.6	250,000-299,999	2	2	0.0	11	12	-8.3
300,000-349,999	6	7	-14.3	9	16	-43.7	300,000-349,999	0	2	-100.0	4	10	-60.0
350,000-399,999	21	19	10.5	32	40	-20.0	350,000-399,999	1	2	-50.0	18	19	-5.3
400,000-449,999	21	23	-8.7	34	44	-22.7	400,000-449,999	1	5	-80.0	16	27	-40.7
450,000-499,999	23	28	-17.9	42	53	-20.8	450,000-499,999	4	3	33.3	24	26	-7.7
500,000-549,999	21	32	-34.4	36	45	-20.0	500,000-549,999	1	7	-85.7	13	28	-53.6
550,000-599,999	28	35	-20.0	52	66	-21.2	550,000-599,999	5	2	150.0	32	26	23.1
600,000-649,999	20	17	17.6	36	40	-10.0	600,000-649,999	4	3	33.3	24	24	0.0
650,000-699,999	30	32	-6.2	48	60	-20.0	650,000-699,999	2	3	-33.3	22	26	-15.4
700,000-749,999	17	13	30.8	26	32	-18.7	700,000-749,999	2	3	-33.3	13	11	18.2
750,000-799,999	25	26	-3.8	43	38	13.2	750,000-799,999	1	4	-75.0	20	16	25.0
800,000-849,999	14	10	40.0	23	17	35.3	800,000-849,999	1	0	N/A	12	7	71.4
850,000-899,999	26	17	52.9	52	41	26.8	850,000-899,999	2	2	0.0	22	17	29.4
900,000-949,999	11	12	-8.3	17	25	-32.0	900,000-949,999	0	0	0.0	10	7	42.9
950,000-999,999	17	22	-22.7	32	39	-17.9	950,000-999,999	0	1	-100.0	11	11	0.0
1,000,000-1,099,999	12	12	0.0	18	16	12.5	1,000,000-1,099,999	1	0	N/A	10	7	42.9
1,100,000-1,199,999	21	21	0.0	37	36	2.8	1,100,000-1,199,999	0	3	-100.0	13	19	-31.6
1,200,000-1,299,999	17	22	-22.7	28	36	-22.2	1,200,000-1,299,999	3	6	-50.0	15	17	-11.8
1,300,000-1,399,999	10	14	-28.6	18	21	-14.3	1,300,000-1,399,999	1	1	0.0	8	8	0.0
1,400,000-1,499,999	15	9	66.7	23	14	64.3	1,400,000-1,499,999	1	3	-66.7	10	5	100.0
1,500,000-1,599,999	11	16	-31.2	19	25	-24.0	1,500,000-1,599,999	0	4	-100.0	10	15	-33.3
1,600,000-1,699,999	7	6	16.7	10	9	11.1	1,600,000-1,699,999	0	1	-100.0	2	6	-66.7
1,700,000-1,799,999	5	4	25.0	6	10	-40.0	1,700,000-1,799,999	0	1	-100.0	2	5	-60.0
1,800,000-1,899,999	7	3	133.3	14	4	250.0	1,800,000-1,899,999	0	1	-100.0	8	2	300.0
1,900,000-1,999,999	12	9	33.3	18	17	5.9	1,900,000-1,999,999	2	0	N/A	13	6	116.7
2,000,000-2,249,999	9	8	12.5	19	13	46.2	2,000,000-2,249,999	0	1	-100.0	8	6	33.3
2,250,000-2,499,999	12	9	33.3	19	18	5.6	2,250,000-2,499,999	0	2	-100.0	4	7	-42.9
2,500,000-2,749,999	8	8	0.0	11	13	-15.4	2,500,000-2,749,999	0	1	-100.0	3	8	-62.5
2,750,000-2,999,999	10	14	-28.6	15	14	7.1	2,750,000-2,999,999	1	0	N/A	7	4	75.0
3,000,000-3,249,999	1	3	-66.7	3	3	0.0	3,000,000-3,249,999	0	0	0.0	1	1	0.0
3,250,000-3,499,999	8	8	0.0	11	11	0.0	3,250,000-3,499,999	3	1	200.0	7	4	75.0
3,500,000-3,749,999	6	3	100.0	7	5	40.0	3,500,000-3,749,999	1	0	N/A	4	1	300.0
3,750,000-3,999,999	2	1	100.0	3	2	50.0	3,750,000-3,999,999	0	0	0.0	1	0	N/A
4,000,000-4,249,999	0	0	0.0	0	0	0.0	4,000,000-4,249,999	0	0	0.0	0	0	0.0
4,250,000-4,499,999	2	3	-33.3	5	4	25.0	4,250,000-4,499,999	0	1	-100.0	1	2	-50.0
4,500,000-4,749,999	0	1	-100.0	0	2	-100.0	4,500,000-4,749,999	0	0	0.0	0	1	-100.0
4,750,000-4,999,999	3	4	-25.0	4	6	-33.3	4,750,000-4,999,999	0	0	0.0	1	2	-50.0
5,000,000+	4	7	-42.9	12	14	-14.3	5,000,000+	2	0	N/A	6	8	-25.0
Totals	492	507	-3.0	834	915	-8.9	Totals	42	68	-38.2	397	424	-6.4

Information is deemed to be reliable, but is not guaranteed. © 2020 MLS and FBS. Prepared by Darla Frye-Guevremont on Wednesday, May 06, 2020 9:43 AM.