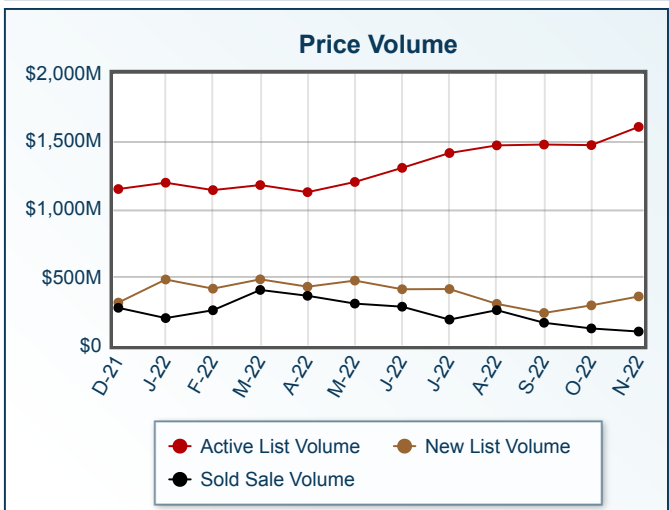
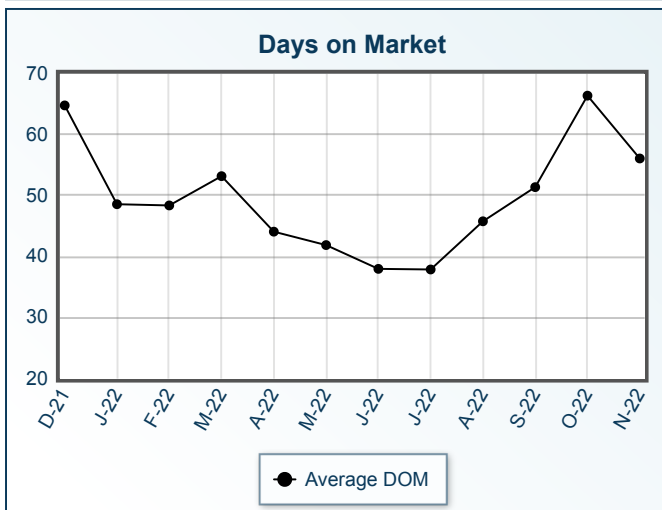
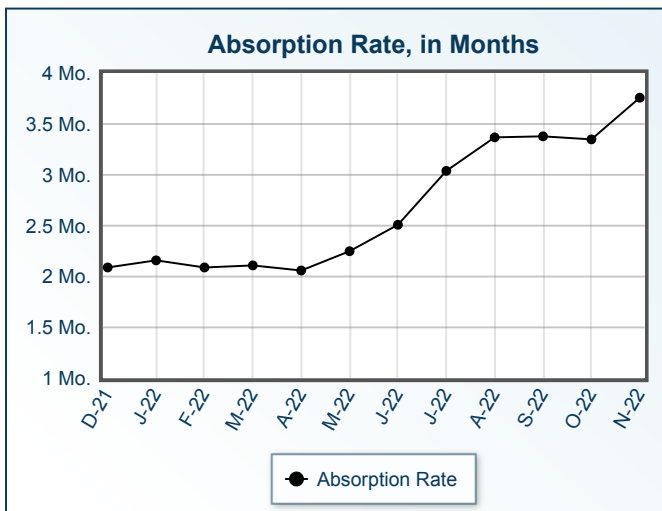
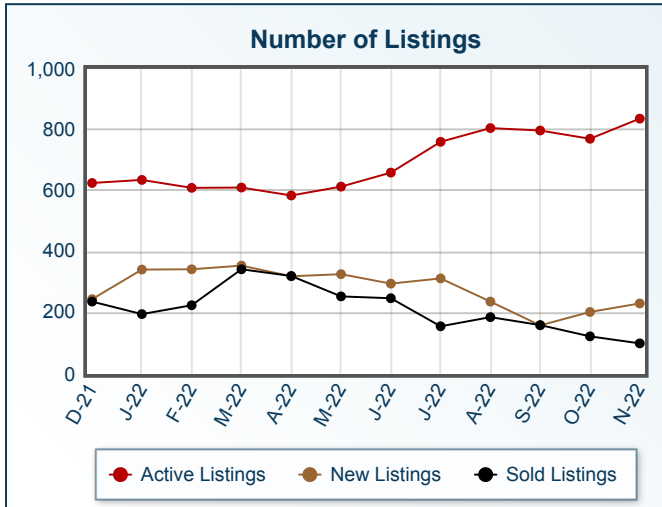


Market Summary

Residential, November 2022



Summary Statistics						
	Nov-22	Nov-21	% Chg	2022 YTD	2021 YTD	% Chg
Absorption Rate	3.76	2.26	66.37	2.73	2.94	-7.14
Average List Price	\$1,921,523	\$1,751,890	9.68	\$1,459,036	\$1,176,355	24.03
Median List Price	\$1,195,000	\$975,000	22.56	\$949,000	\$769,000	23.41
Average Sale Price	\$1,019,514	\$919,496	10.88	\$1,154,290	\$951,862	21.27
Median Sale Price	\$829,500	\$740,000	12.09	\$849,450	\$700,000	21.35
Average DOM	56	56	0.00	47	75	-37.33
Median DOM	39	29	34.48	24	34	-29.41

Sold Listings	This Month			Year to Date			Pending Listings	This Month			Year to Date		
	2022	2021	% Chg	2022	2021	% Chg		2022	2021	% Chg	2022	2021	% Chg
	0-99,999	1	1	0.0	4	3		33.3	0-99,999	1	0	N/A	4
100,000-149,999	0	2	-100.0	11	16	-31.2	100,000-149,999	0	1	-100.0	7	10	-30.0
150,000-199,999	0	1	-100.0	23	52	-55.8	150,000-199,999	0	1	-100.0	20	46	-56.5
200,000-249,999	1	5	-80.0	31	104	-70.2	200,000-249,999	1	7	-85.7	28	93	-69.9
250,000-299,999	2	4	-50.0	57	90	-36.7	250,000-299,999	3	5	-40.0	56	105	-46.7
300,000-349,999	4	3	33.3	66	91	-27.5	300,000-349,999	2	2	0.0	58	85	-31.8
350,000-399,999	3	7	-57.1	60	160	-62.5	350,000-399,999	2	8	-75.0	56	149	-62.4
400,000-449,999	2	11	-81.8	53	209	-74.6	400,000-449,999	0	4	-100.0	44	178	-75.3
450,000-499,999	1	15	-93.3	77	191	-59.7	450,000-499,999	1	14	-92.9	74	222	-66.7
500,000-549,999	5	12	-58.3	92	182	-49.5	500,000-549,999	1	4	-75.0	77	161	-52.2
550,000-599,999	2	15	-86.7	125	186	-32.8	550,000-599,999	6	11	-45.5	121	193	-37.3
600,000-649,999	4	11	-63.6	124	171	-27.5	600,000-649,999	0	21	-100.0	106	161	-34.2
650,000-699,999	6	16	-62.5	134	183	-26.8	650,000-699,999	6	16	-62.5	129	206	-37.4
700,000-749,999	6	10	-40.0	99	166	-40.4	700,000-749,999	4	8	-50.0	85	147	-42.2
750,000-799,999	6	11	-45.5	103	165	-37.6	750,000-799,999	2	13	-84.6	111	174	-36.2
800,000-849,999	10	7	42.9	98	111	-11.7	800,000-849,999	2	5	-60.0	67	84	-20.2
850,000-899,999	8	16	-50.0	119	129	-7.8	850,000-899,999	4	9	-55.6	112	156	-28.2
900,000-949,999	2	7	-71.4	64	87	-26.4	900,000-949,999	3	5	-40.0	64	72	-11.1
950,000-999,999	3	7	-57.1	81	91	-11.0	950,000-999,999	1	9	-88.9	87	123	-29.3
1,000,000-1,099,999	7	10	-30.0	81	74	9.5	1,000,000-1,099,999	3	3	0.0	50	43	16.3
1,100,000-1,199,999	2	8	-75.0	106	90	17.8	1,100,000-1,199,999	2	9	-77.8	98	94	4.3
1,200,000-1,299,999	6	8	-25.0	113	108	4.6	1,200,000-1,299,999	2	11	-81.8	113	125	-9.6
1,300,000-1,399,999	5	4	25.0	55	85	-35.3	1,300,000-1,399,999	1	5	-80.0	65	82	-20.7
1,400,000-1,499,999	2	5	-60.0	46	66	-30.3	1,400,000-1,499,999	1	5	-80.0	49	67	-26.9
1,500,000-1,599,999	3	2	50.0	56	39	43.6	1,500,000-1,599,999	2	1	100.0	53	35	51.4
1,600,000-1,699,999	1	2	-50.0	44	36	22.2	1,600,000-1,699,999	1	3	-66.7	29	38	-23.7
1,700,000-1,799,999	0	5	-100.0	41	45	-8.9	1,700,000-1,799,999	1	4	-75.0	32	45	-28.9
1,800,000-1,899,999	1	1	0.0	36	40	-10.0	1,800,000-1,899,999	0	3	-100.0	29	33	-12.1
1,900,000-1,999,999	1	2	-50.0	26	28	-7.1	1,900,000-1,999,999	0	4	-100.0	39	44	-11.4
2,000,000-2,249,999	1	7	-85.7	65	80	-18.7	2,000,000-2,249,999	1	0	N/A	43	58	-25.9
2,250,000-2,499,999	0	4	-100.0	46	56	-17.9	2,250,000-2,499,999	2	5	-60.0	62	72	-13.9
2,500,000-2,749,999	0	0	0.0	36	37	-2.7	2,500,000-2,749,999	0	4	-100.0	25	37	-32.4
2,750,000-2,999,999	0	2	-100.0	24	29	-17.2	2,750,000-2,999,999	0	2	-100.0	39	42	-7.1
3,000,000-3,249,999	1	0	N/A	24	25	-4.0	3,000,000-3,249,999	0	0	0.0	14	14	0.0
3,250,000-3,499,999	0	2	-100.0	29	15	93.3	3,250,000-3,499,999	1	0	N/A	36	14	157.1
3,500,000-3,749,999	2	1	100.0	9	20	-55.0	3,500,000-3,749,999	0	1	-100.0	8	20	-60.0
3,750,000-3,999,999	1	0	N/A	14	6	133.3	3,750,000-3,999,999	2	2	0.0	18	22	-18.2
4,000,000-4,249,999	0	1	-100.0	5	3	66.7	4,000,000-4,249,999	0	0	0.0	5	2	150.0
4,250,000-4,499,999	0	0	0.0	3	4	-25.0	4,250,000-4,499,999	0	0	0.0	4	3	33.3
4,500,000-4,749,999	0	0	0.0	3	5	-40.0	4,500,000-4,749,999	0	0	0.0	6	3	100.0
4,750,000-4,999,999	0	0	0.0	2	5	-60.0	4,750,000-4,999,999	0	0	0.0	3	8	-62.5
5,000,000+	1	0	N/A	27	18	50.0	5,000,000+	0	3	-100.0	27	24	12.5
Totals	100	225	-55.6	2312	3301	-30.0	Totals	58	208	-72.1	2153	3293	-34.6

Active Listings	This Month			Year to Date			New Listings	This Month			Year to Date		
	2022	2021	% Chg	2022	2021	% Chg		2022	2021	% Chg	2022	2021	% Chg
	0-99,999	2	1	100.0	15	12		25.0	0-99,999	1	0	N/A	14
100,000-149,999	0	2	-100.0	9	14	-35.7	100,000-149,999	0	1	-100.0	8	7	14.3
150,000-199,999	3	7	-57.1	26	68	-61.8	150,000-199,999	0	0	0.0	18	42	-57.1
200,000-249,999	7	15	-53.3	42	122	-65.6	200,000-249,999	0	8	-100.0	30	85	-64.7
250,000-299,999	10	20	-50.0	85	154	-44.8	250,000-299,999	4	4	0.0	70	112	-37.5
300,000-349,999	12	22	-45.5	80	141	-43.3	300,000-349,999	3	2	50.0	63	94	-33.0
350,000-399,999	10	18	-44.4	92	187	-50.8	350,000-399,999	8	7	14.3	77	121	-36.4
400,000-449,999	14	10	40.0	72	208	-65.4	400,000-449,999	5	5	0.0	62	157	-60.5
450,000-499,999	17	29	-41.4	111	281	-60.5	450,000-499,999	9	15	-40.0	89	214	-58.4
500,000-549,999	9	7	28.6	95	196	-51.5	500,000-549,999	3	5	-40.0	78	151	-48.3
550,000-599,999	35	25	40.0	172	248	-30.6	550,000-599,999	11	15	-26.7	144	195	-26.2
600,000-649,999	18	28	-35.7	140	202	-30.7	600,000-649,999	3	13	-76.9	119	170	-30.0
650,000-699,999	39	31	25.8	201	267	-24.7	650,000-699,999	10	14	-28.6	179	205	-12.7
700,000-749,999	29	20	45.0	131	183	-28.4	700,000-749,999	9	7	28.6	123	152	-19.1
750,000-799,999	34	26	30.8	174	227	-23.3	750,000-799,999	11	15	-26.7	148	175	-15.4
800,000-849,999	26	19	36.8	114	123	-7.3	800,000-849,999	5	6	-16.7	97	93	4.3
850,000-899,999	54	37	45.9	202	227	-11.0	850,000-899,999	16	21	-23.8	178	177	0.6
900,000-949,999	25	12	108.3	102	99	3.0	900,000-949,999	6	4	50.0	88	77	14.3
950,000-999,999	27	21	28.6	142	170	-16.5	950,000-999,999	7	9	-22.2	124	139	-10.8
1,000,000-1,099,999	18	7	157.1	86	59	45.8	1,000,000-1,099,999	5	2	150.0	81	43	88.4
1,100,000-1,199,999	35	39	-10.3	175	155	12.9	1,100,000-1,199,999	6	6	0.0	137	123	11.4
1,200,000-1,299,999	39	31	25.8	184	179	2.8	1,200,000-1,299,999	10	9	11.1	157	149	5.4
1,300,000-1,399,999	28	7	300.0	116	107	8.4	1,300,000-1,399,999	5	6	-16.7	106	75	41.3
1,400,000-1,499,999	28	13	115.4	96	99	-3.0	1,400,000-1,499,999	13	9	44.4	84	77	9.1
1,500,000-1,599,999	13	17	-23.5	82	61	34.4	1,500,000-1,599,999	6	3	100.0	70	48	45.8
1,600,000-1,699,999	19	11	72.7	64	63	1.6	1,600,000-1,699,999	7	6	16.7	56	44	27.3
1,700,000-1,799,999	14	13	7.7	62	75	-17.3	1,700,000-1,799,999	3	6	-50.0	50	60	-16.7
1,800,000-1,899,999	16	11	45.5	62	51	21.6	1,800,000-1,899,999	4	6	-33.3	54	42	28.6
1,900,000-1,999,999	24	12	100.0	78	70	11.4	1,900,000-1,999,999	4	2	100.0	66	50	32.0
2,000,000-2,249,999	20	17	17.6	79	92	-14.1	2,000,000-2,249,999	8	3	166.7	66	74	-10.8
2,250,000-2,499,999	40	25	60.0	132	122	8.2	2,250,000-2,499,999	11	6	83.3	106	97	9.3
2,500,000-2,749,999	19	14	35.7	59	60	-1.7	2,500,000-2,749,999	3	4	-25.0	48	45	6.7
2,750,000-2,999,999	29	22	31.8	100	75	33.3	2,750,000-2,999,999	10	4	150.0	83	59	40.7
3,000,000-3,249,999	14	11	27.3	36	33	9.1	3,000,000-3,249,999	4	3	33.3	28	20	40.0
3,250,000-3,499,999	15	8	87.5	61	45	35.6	3,250,000-3,499,999	4	2	100.0	51	27	88.9
3,500,000-3,749,999	11	5	120.0	28	29	-3.4	3,500,000-3,749,999	4	0	N/A	24	19	26.3
3,750,000-3,999,999	21	15	40.0	51	49	4.1	3,750,000-3,999,999	5	3	66.7	38	37	2.7
4,000,000-4,249,999	3	2	50.0	12	5	140.0	4,000,000-4,249,999	1	0	N/A	10	4	150.0
4,250,000-4,499,999	3	2	50.0	10	7	42.9	4,250,000-4,499,999	0	0	0.0	7	4	75.0
4,500,000-4,749,999	5	4	25.0	18	8	125.0	4,500,000-4,749,999	0	1	-100.0	14	7	100.0
4,750,000-4,999,999	11	4	175.0	23	15	53.3	4,750,000-4,999,999	2	0	N/A	19	14	35.7
5,000,000+	41	32	28.1	95	80	18.8	5,000,000+	5	9	-44.4	62	48	29.2
Totals	837	672	24.6	3714	4668	-20.4	Totals	231	241	-4.1	3126	3542	-11.7

Information is deemed to be reliable, but is not guaranteed. © 2022 MLS and FBS. Prepared by Florida Keys MLS, Inc. on Monday, December 19, 2022 9:32 AM.